

PHILIPPINE FISHERIES DEVELOPMENT AUTHORITY  
STATEMENT OF ALLOTMENT, OBLIGATIONS, UTILIZATION AND BALANCES  
As of September 30 2022

Particulars	ALLOTMENT					DISBURSEMENT					REMARKS
	Appropriations (1)	SARO (2)	Obligations (3)	Obligation Rate (4)=(3)/(2)	Allotment Balance (5)=(2)-(3)	NCA (6)	Utilization (7)	Utilization Rate (8)=(7)/(6)	Unutilized Balance (9)=(6)-(7)	Unfunded Allotment (10)=(2)-(6)	
<b>CONSTRUCTION, REHABILITATION &amp; IMPROVEMENT OF FISH PORTS</b>											
<b><u>FY 2014 Supplemental Appropriations</u></b>											
Dap-Dap, Legazpi City - n/ <sup>3</sup>	73,124	73,124	73,124.00	100.00%	-	130,000.00	73,124.00	56.25%	56,876.00	(56,876)	- The fund for the project was re-prioritized to other projects of equal importance, as per PFDA Board Resolution No. 18038 dated November 7, 2018. - The fund for the project was re-prioritized again to partially fund other projects of equally importance, as per PFDA Board Resolution No. 20009 dated September 16, 2020.
Aroroy, Masbate	19,975,422	19,975,422	19,975,422.00	100.00%	-	17,763,116.65	17,419,739.93	98.07%	343,376.72	2,212,305	- The project was completed on November 14, 2016.
Catbalogan City, Western Samar	24,992,996	24,992,996	24,992,996.00	100.00%	-	24,749,826.76	24,202,161.10	97.79%	547,665.66	243,169	- The project was completed on September 21, 2016.
Gov. Generoso, Davao Oriental	24,999,850	24,999,850	24,999,850.00	100.00%	-	22,639,527.38	22,179,479.06	97.97%	460,048.32	2,360,323	- The project was completed on July 3, 2016.
Libas, Roxas City, Capiz	25,999,850	25,999,850	25,999,850.00	100.00%	-	21,483,518.00	20,667,411.89	96.20%	816,106.11	4,516,332	- The project was completed on October 7, 2016.
Calabanga, Camarines Sur	13,999,850	13,999,850	13,999,850.00	100.00%	-	12,351,975.21	11,979,435.80	96.98%	372,539.41	1,647,875	- The project was completed on June 20, 2017.
Ungos, Real, Quezon	49,991,814	49,991,814	49,991,814.00	100.00%	-	40,125,061.00	20,706,976.83	51.61%	19,418,084.17	9,866,753	- The project was completed on April 30, 2019.
Brgy. Luciente I, Bolinao, Pangasinan	12,920,335	12,920,335	12,920,335.00	100.00%	-	129,000.00	89,369.67	69.28%	39,630.33	12,791,335	- The project was suspended on March 10, 2016. - PFDA informed the LGU on February 22, 2018 on the possible reversal of the fund to the National Treasury due to their inability to secure clearance from the PRA and DENR. - For contract termination. For endorsement to Legal Department
Santiago Island, Bolinao, Pangasinan	1,999,950	1,999,950	1,999,950.00	100.00%	-	1,464,416.00	1,418,842.93	96.89%	45,573.07	535,534	- The project was completed on April 25, 2016.
Tori-Tori, Anda, Pangasinan	1,999,950	1,999,950	1,999,950.00	100.00%	-	1,896,281.00	1,836,524.00	96.85%	59,757.00	103,669	- The project was completed on March 26, 2016.
TOTAL	176,953,141	176,953,141	176,953,141.00	100.00%	-	142,732,722.00	120,573,065.21	84.47%	22,159,656.79	34,220,419	
<b><u>FY 2015 NG Subsidy</u></b>											
Lingayen, Pangasinan	10,000,000	10,000,000	10,000,000.00	100.00%	-	6,299,779.00	5,990,316.26	95.09%	309,462.74	3,700,221	- The project was completed on October 2, 2018.
Masinloc, Zambales	20,000,000	20,000,000	20,000,000.00	100.00%	-	19,406,479.00	16,708,698.19	86.10%	2,697,780.81	593,521	- The project was completed on March 16, 2019.
Mariveles, Bataan	20,000,000	20,000,000	20,000,000.00	100.00%	-	17,900,754.00	12,587,798.78	70.32%	5,312,955.22	2,099,246	- The project was completed on May 5, 2021.
Calauag, Quezon	20,000,000	20,000,000	20,000,000.00	100.00%	-	16,940,143.00	16,715,875.82	98.68%	224,267.18	3,059,857	- The project was completed on July 31, 2017.
Pasacao, Camarines Sur	20,000,000	20,000,000	20,000,000.00	100.00%	-	15,821,766.78	15,557,450.77	98.33%	264,316.01	4,178,233	- The project was completed on August 5, 2017.
San Jose, Northern Samar	15,000,000	15,000,000	15,000,000.00	100.00%	-	13,660,934.00	13,131,619.73	96.13%	529,314.27	1,339,066	- The project was completed on March 17, 2019.
Maitum, Sarangani	20,000,000	20,000,000	20,000,000.00	100.00%	-	19,045,900.22	18,815,531.99	98.79%	230,368.23	954,100	- The project was completed on October 22, 2016.
Esperanza, Masbate	20,000,000	20,000,000	20,000,000.00	100.00%	-	16,033,549.00	15,979,445.83	99.66%	54,103.17	3,966,451	- The project was completed on May 22, 2019.
Patnongon, Antique	20,000,000	20,000,000	20,000,000.00	100.00%	-	19,980,898.00	19,694,416.07	98.57%	286,481.93	19,102	- The project was completed on March 8, 2019.
Basay, Negros Oriental	20,000,000	20,000,000	20,000,000.00	100.00%	-	16,184,788.00	11,470,805.98	70.87%	4,713,982.02	3,815,212	- The project is subject for termination.
Larena, Siquijor	20,000,000	20,000,000	20,000,000.00	100.00%	-	11,827,500.00	11,775,681.21	99.56%	51,818.79	8,172,500	- The project was completed on November 8, 2017.
Balangiga, Eastern Samar	20,000,000	20,000,000	20,000,000.00	100.00%	-	18,705,688.00	18,159,841.53	97.08%	545,846.47	1,294,312	- The project was completed on August 12, 2017.
San Isidro, Northern Samar	20,000,000	20,000,000	20,000,000.00	100.00%	-	17,547,818.00	16,892,901.91	96.27%	654,916.09	2,452,182	- The project was completed on July 22, 2017.
Tingloy, Batangas	20,000,000	20,000,000	20,000,000.00	100.00%	-	2,497,959.00	2,222,897.50	88.99%	275,061.50	17,502,041	- The project is subject for termination.
Talisay, Batangas	30,000,000	30,000,000	30,000,000.00	100.00%	-	11,488,673.00	10,954,826.37	95.35%	533,846.63	18,511,327	- The project was completed on August 18, 2020.
Lucena City, Quezon	15,000,000	15,000,000	15,000,000.00	100.00%	-	14,014,372.00	13,522,979.22	96.49%	491,392.78	985,628	- The project was completed on June 4, 2017.
Tangub, Misamis Occidental	22,000,000	22,000,000	22,000,000.00	100.00%	-	22,000,000.00	18,986,333.67	86.30%	3,013,666.33	-	- The project was completed on June 30, 2019.
Dolores, Eastern Samar	22,000,000	22,000,000	22,000,000.00	100.00%	-	19,797,424.00	19,266,734.28	97.32%	530,689.72	2,202,576	- The project was completed on February 20, 2020.

PHILIPPINE FISHERIES DEVELOPMENT AUTHORITY  
STATEMENT OF ALLOTMENT, OBLIGATIONS, UTILIZATION AND BALANCES  
As of September 30 2022

Particulars	ALLOTMENT					DISBURSEMENT					REMARKS
	Appropriations (1)	SARO (2)	Obligations (3)	Obligation Rate (4)=(3)/(2)	Allotment Balance (5)=(2)-(3)	NCA (6)	Utilization (7)	Utilization Rate (8)=(7)/(6)	Unutilized Balance (9)=(6)-(7)	Unfunded Allotment (10)=(2)-(6)	
San Vicente, Palawan - n/ <sup>3</sup>	22,212	22,212	22,212.00	100.00%	-		22,212.00		(22,212.00)	22,212	<ul style="list-style-type: none"> <li>- The fund for this project was re-prioritized to other projects of equal importance, as per PFDA Board Resolution No. 18038 dated November 7, 2018.</li> <li>- The fund for the project was re-prioritized again to partially fund other projects of equal importance, as per PFDA Board Resolution No. 20009 dated September 16, 2020.</li> </ul>
San Andres, Romblon	20,000,000	20,000,000	20,000,000.00	100.00%		18,003,863.00	17,746,837.09	98.57%	257,025.91	1,996,137	
San Remigio, Cebu	20,000,000	20,000,000	20,000,000.00	100.00%	-	20,125,529.00	19,912,281.80	98.94%	213,247.20	(125,529)	- The project was completed on June 13, 2017.
Alicia, Zamboanga Sibugay	20,000,000	20,000,000	20,000,000.00	100.00%	-	19,383,093.00	18,874,323.04	97.38%	508,769.96	616,907	- The project was completed on April 28, 2018.
Naga, Zamboanga Sibugay	20,000,000	20,000,000	20,000,000.00	100.00%	-	18,174,358.00	17,954,154.59	98.79%	220,203.41	1,825,642	- The project was completed on May 11, 2018.
Mahatao, Batanes - n/ <sup>2</sup>	85,782	85,782	85,782.00	100.00%	-		85,782.00		(85,782.00)	85,782	- The project was completed on May 15, 2019.
IFPC Architectural & Engineering Design - n/ <sup>3</sup>	18,457,863	18,457,863	18,457,863.00	100.00%	-	17,305,304.00	16,810,784.37	97.14%	494,519.63	1,152,559	- The fund for the project was re-prioritized to partially fund the rehabilitation/improvement of fish ports under the Flagship Projects of the President, as per Board Resolution No. 17042 dated November 27, 2017.
LFPC Architectural & Engineering Design - n/ <sup>3</sup>	16,861,908	16,861,908	16,861,908.00	100.00%	-	15,248,665.00	14,807,522.87	97.11%	441,142.13	1,613,243	- Detailed Engineering was 100% completed.
Mati, Davao Oriental***	109,516	109,516	109,516.24	100.00%	-		109,516.24		(109,516.24)	109,516	- The fund for the project was re-prioritized to partially fund other projects of equal importance, as per PFDA Board Resolution No. 20009 dated September 16, 2020.
Pikit, North Cotabato	9,500,000	9,500,000	9,500,000.00	100.00%	-	9,320,001.00	8,616,955.50	92.46%	703,045.50	179,999	- Detailed Engineering was 100% completed.
Tandag, Surigao del Sur	12,000,000	12,000,000	12,000,000.00	100.00%	-	11,743,790.00	11,134,608.44	94.81%	609,181.56	256,210	- The fund for this project was re-prioritized to partially fund other projects of equal importance, as per PFDA Board Resolution No. 18038 dated November 7, 2018.
Sta. Monica, Surigao del Sur	12,000,000	12,000,000	12,000,000.00	100.00%	-	12,000,000.00	11,995,551.16	99.96%	4,448.84	-	- The fund for the project was re-prioritized again to partially fund other projects of equal importance, as per PFDA Board Resolution No. 20009 dated September 16, 2020.
TOTAL	503,037,281	503,037,281	503,037,281.24	100.00%	-	420,459,028.00	396,504,684.21	94.30%	23,954,343.79	82,578,253	- The project was completed on December 31, 2018.
<b><u>FY 2016 NG Subsidy</u></b>											
Real, Quezon (Phase 2)	118,913,000	118,913,000	118,913,000.00	100.00%	-	58,919,010.00	43,660,681.04	74.10%	15,258,328.96	59,993,990	- The project was completed on December 31, 2019.
Zamboanga City, Zamboanga del Sur	118,000,000	118,000,000	118,000,000.00	100.00%	-	105,836,369.00	101,244,769.86	95.66%	4,591,599.14	12,163,631	- The project was completed on January 20, 2021.
Uyugan, Batanes - n/ <sup>2</sup>	107,105	107,105	107,105.00	100.00%	-		107,105.00		(107,105.00)	107,105	- The fund for the project was re-prioritized to partially fund the rehabilitation/improvement of fish ports under the Flagship Projects of the President, as per Board Resolution No. 17042 dated November 27, 2017.
DFPC Architectural & Engineering Design - n/ <sup>3</sup>	9,559,954	9,559,954	9,559,954	100.00%	-	8,252,013.00	7,835,543.61	94.95%	416,469.39	1,307,941	- Detailed Engineering was 100% completed.
Feasibility Study and Detailed Engineering Design											- The fund for this project was re-prioritized to partially fund other projects of equal importance, as per PFDA Board Resolution No. 18038 dated November 7, 2018.
Real, Quezon (Phase 2)	5,087,000	5,087,000	717,579.94	14.11%	4,369,420.06	5,087,000.00	725,446.34	181.18%	4,361,553.66	-	- Pre-Feasibility Study was completed on April 25, 2016.
Bulan, Sorsogon	4,712,000	4,712,000	158,202.46	3.36%	4,553,797.54		158,202.46		(158,202.46)	4,712,000	- Pre-Feasibility Study was completed on December 20, 2016.
Oras, Eastern Samar - n/ <sup>1</sup>	1,022,000	1,022,000	*		1,022,000		*			1,022,000	- Pre-Feasibility Study was completed on May 26, 2016.



PHILIPPINE FISHERIES DEVELOPMENT AUTHORITY  
STATEMENT OF ALLOTMENT, OBLIGATIONS, UTILIZATION AND BALANCES  
As of September 30 2022

Particulars	ALLOTMENT					DISBURSEMENT					REMARKS
	Appropriations (1)	SARO (2)	Obligations (3)	Obligation Rate (4)=(3)/(2)	Allotment Balance (5)=(2)-(3)	NCA (6)	Utilization (7)	Utilization Rate (8)=(7)/(6)	Unutilized Balance (9)=(6)-(7)	Unfunded Allotment (10)=(2)-(6)	
Dolores, Eastern Samar - n/ <sup>1</sup>	819,000	819,000	*		819,000		*			819,000	- Pre-Feasibility Study was completed on May 26, 2016.
Panganiban, Catanduanes	819,000	819,000	93,293.36	11.39%	725,706.64		93,293.36		(93,293.36)	819,000	- Pre-Feasibility Study was completed on August 26, 2016.
Sasmuan, Pampanga	819,000	819,000	53,040.00	6.48%	765,960.00		53,040.00		(53,040.00)	819,000	- Pre-Feasibility Study was completed on September 02, 2016.
San Vicente, Northern Samar - n/ <sup>1</sup>	616,000	616,000	*		616,000.00		*			616,000	- Pre-Feasibility Study was completed on May 26, 2016.
Dapa, Surigao del Norte	820,000	820,000	137,604.16	16.78%	682,395.84		137,604.16		(137,604.16)	820,000	- Pre-Feasibility Study was completed on December 08, 2016.
<b>Savings from Feasibility Study and Detailed Engineering Design</b>					<b>13,554,280.08</b>						
Tagum City, Davao del Norte			143,120.13		(143,120.13)		143,120.13		(143,120.13)	-	- Pre-Feasibility Study was completed on April 06, 2018.
Mati City, Davao Oriental (Design & Build)			88,456.53		(88,456.53)		88,456.53		(88,456.53)		- The project is 44.7944% accomplished.
Roxas, Palawan			82,461.00		(82,461.00)		82,461.00		(82,461.00)		- Pre-Feasibility Study was completed on May 28, 2018.
Jose Panganiban, Camarines Norte			58,867.50		(58,867.50)		58,867.50		(58,867.50)		- Pre-Feasibility Study was completed on March 28, 2018.
Sta. Cruz, Davao del Sur			168,037.50		(168,037.50)		168,037.50		(168,037.50)		- Pre-Feasibility Study was completed on April 06, 2018.
SFP, Sual, Pangasinan (Design & Build)			88,405.12		(88,405.12)		88,405.12		(88,405.12)		- Detailed Engineering Design was completed on March 20, 2018.
Sultan Naga Dimaporo, Lanao del Norte			55,246.50		(55,246.50)		55,246.50		(55,246.50)		- Pre-Feasibility Study was completed on April 06, 2018.
Bonggao, Tawi-Tawi			100,281.86		(100,281.86)		100,281.86		(100,281.86)		- Pre-Feasibility Study was completed on April 06, 2018.
Infanta, Quezon			59,730.50		(59,730.50)		59,730.50		(59,730.50)		- Pre-Feasibility Study was completed on March 28, 2018.
Bayawan City, Negros Oriental			137,113.00		(137,113.00)		137,113.00		(137,113.00)		- Pre-Feasibility Study was completed on August 30, 2018.
Miscellaneous Expenses			4,444,837.20		(4,444,837.20)		4,066,859.93		(4,066,859.93)		
Macrohon, Southern Leyte			109,757.14		(109,757.14)		109,757.14		(109,757.14)		- Pre-Feasibility Study was suspended.
Buenavista, Agusan del Norte			105,289.17		(105,289.17)		105,289.17		(105,289.17)		- Pre-Feasibility Study was completed on August 10, 2020.
Cabadbaran, Agusan del Norte			49,910.67		(49,910.67)		49,910.67		(49,910.67)		- Pre-Feasibility Study was completed on September 26, 2020.
Mabini, Batangas			27,424.50		(27,424.50)		27,424.50		(27,424.50)		- Pre-Feasibility Study was completed on March 28, 2018.
Laiya, Batangas City			12,064.50		(12,064.50)		12,064.50		(12,064.50)		- Seminar on the BFAR-FishCoRe-Marlin Workshop
Mapanas, Northern Samar			260,820.60		(260,820.60)		229,120.24		(229,120.24)		- Pre-Feasibility Study was completed on March 28, 2018.
Marinduque			45,835.00		(45,835.00)		45,835.00		(45,835.00)		- The project is 100% completed as of July 21, 2022.
Nabas, Tangalan, Province of Aklan			215,712.89		(215,712.89)		215,712.89		(215,712.89)		- Pre-Feasibility Study was suspended.
Baler Fish Port			15,960.00		(15,960.00)		15,960.00		(15,960.00)		- The project was not implemented due to the expiration of the Bayanihan II program on December 2021.
El Nido Palawan			277,601.66		(277,601.66)		277,601.66		(277,601.66)		- Detailed Engineering Design was completed on May 30, 2022.
Rosario Cavite			53,825.00		(53,825.00)		53,825.50		(53,825.50)		- Awaiting for the approval of DBM regarding the request for the utilization of unused funds since the FY 2021 GAA will expire by EO 2022. Once approved, the project will be rebid.
Batangas City			3,558.00		(3,558.00)		3,558.00		(3,558.00)		- Detailed Engineering Design was completed on May 30, 2022.
Labason, Zamboanga del Norte			90,092.50		(90,092.50)		90,092.50		(90,092.50)		- Awaiting for the approval of DBM regarding the request for the utilization of unused funds since the FY 2021 GAA will expire by EO 2022. Once approved, the project will be rebid.
Villaba, Leyte			69,624.00		(69,624.00)		69,624.00		(69,624.00)		- For Pre-Feasibility Study for the proposed Agri-Industrial Business Corridor Project
Tagkawayan, Quezon			41,939.00		(41,939.00)		41,939.00		(41,939.00)		- Pre-Feasibility Study was completed on March 28, 2018.
Balamban, Cebu			181,538.15		(181,538.15)		181,538.15		(181,538.15)		- Pre-Feasibility Study was completed on April 06, 2018.
Saint Bernard, Southern Leyte			79,186.47		(79,186.47)		79,186.47		(79,186.47)		- Validation Study was completed on September 28, 2018.
											- Detailed Engineering Design was completed on January 14, 2019.
											- Pre-Feasibility Study was completed on December 12, 2018.

PHILIPPINE FISHERIES DEVELOPMENT AUTHORITY  
STATEMENT OF ALLOTMENT, OBLIGATIONS, UTILIZATION AND BALANCES  
As of September 30 2022

Particulars	ALLOTMENT					DISBURSEMENT					REMARKS
	Appropriations (1)	SARO (2)	Obligations (3)	Obligation Rate (4)=(3)/(2)	Allotment Balance (5)=(2)-(3)	NCA (6)	Utilization (7)	Utilization Rate (8)=(7)/(6)	Unutilized Balance (9)=(6)-(7)	Unfunded Allotment (10)=(2)-(6)	
Caoayan, Ilocos Sur			15,221.50		(15,221.50)		15,221.50		(15,221.50)		- Pre-Feasibility Study was completed on January 08, 2019.
Sta. Cruz, Magsaysay, Misamis Oriental			25,554.94		(25,554.94)		25,554.94		(25,554.94)		- Assessment Survey/Study was completed on July 16, 2018.
Talisayan, Misamis Oriental			114,798.08		(114,798.08)		114,798.08		(114,798.08)		- Pre-Feasibility Study was completed on December 28, 2019.
Malita, Davao Occidental			105,387.95		(105,387.95)		105,387.95		(105,387.95)		- Pre-Feasibility Study was completed on December 28, 2019.
Abulog, Cagayan			89,843.68		(89,843.68)		89,843.68		(89,843.68)		- Pre-Feasibility Study was completed on April 10, 2019.
Lopez Jaena, Misamis, Occidental			85,096.10		(85,096.10)		85,096.10		(85,096.10)		- Pre-Feasibility Study was completed on May 09, 2019.
Kawayan, Biliran			100,068.79		(100,068.79)		100,068.79		(100,068.79)		- Project proposal was suspended.
Pasacao, Camarines Sur			20,886.00		(20,886.00)		20,886.00		(20,886.00)		- The project is 75.0084% accomplished.
Camaligan, Camarines Sur			51,227.00		(51,227.00)		51,227.00		(51,227.00)		- The project is 15.2345% accomplished.
Narvacan, Camarines Sur			80,230.28		(80,230.28)		80,230.28		(80,230.28)		- Project proposal was completed.
Sta. Maria, Ilocos Sur			60,154.36		(60,154.36)		60,154.36		(60,154.36)		- Project proposal was completed.
Cabugao, Ilocos Sur			99,290.66		(99,290.66)		99,290.66		(99,290.66)		- The project is temporarily suspended as of April 13, 2022.
Mamburao, Occidental Mindoro			24,590.50		(24,590.50)		-		-		- The project is 23.2603% accomplished.
Mansalay, Oriental Mindoro			96,069.00		(96,069.00)		93,069.00		(93,069.00)		- Pre-Feasibility Study was completed.
Oroquieta City, Misamis Occidental			80,576.60		(80,576.60)		80,576.60		(80,576.60)		- Pre-Feasibility Study was completed on April 15, 2019.
Puerto Princesa City (El Nido)			15,960.00		(15,960.00)		15,960.00		(15,960.00)	-	- Detailed Engineering Design was completed on May 30, 2022.
										-	- Awaiting for the approval of DBM regarding the request for the utilization of unused funds since the FY 2021 GAA will expire by EO 2022. Once approved, the project will be rebid.
Laoag Cold Storage Facility			45,306.00		(45,306.00)		45,306.00		(45,306.00)		- Pre-Feasibility Study was suspended.
Claveria , Cagayan			130,900.00		(130,900.00)		130,900.00		(130,900.00)		- Pre-Feasibility Study is on-going
Tuguegarao, Cagayan (Abulug)			52,883.07		(52,883.07)		52,883.07		(52,883.07)		- Revalidation Study is on-going
Dagupan, Pangasinan			4,750.00		(4,750.00)		4,750.00		(4,750.00)		- Seminar on the BFAR-FishCoRe-Marlin Workshop
Salcedo Fish Port & IPCS Facilities			22,236.36		(22,236.36)		22,236.36		(22,236.36)		- The project was not implemented due to the expiration of the Bayanihan II program on December 2021.
General Santos Fish Port			98,653.19		(98,653.19)		98,653.19		(98,653.19)		- The TOR and ABC for the procurement of the Consultancy Services for the preparation of the Detailed Engineering Design of the project was approved by the Top Management
TOTAL	261,294,059	261,294,059	256,226,158.83	98.06%	5,067,899.93	178,094,392.00	162,064,798.35	91.00%	16,029,593.65	83,199,667	
<b><u>FY 2017 NG Subsidy</u></b>											
Bulan, Sorsogon	111,000,000	111,000,000	111,000,000.00	100.00%	-	109,088,806.00	104,647,739.12	95.93%	4,441,066.88	1,911,194	- The project was completed on March 11, 2020
Navotas Fish Port Complex, Navotas City	113,800,000	113,800,000	113,800,000.00	100.00%	-	113,800,000.00	108,515,981.26	95.36%	5,284,018.74	-	- The project was completed on March 15, 2020
TOTAL	224,800,000	224,800,000	224,800,000.00	100.00%	-	222,888,806.00	213,163,720.38	95.64%	9,725,085.62	1,911,194	
<b><u>FY 2018 NG Subsidy</u></b>											
Navotas Fish Port Complex, Navotas City	335,000,000	335,000,000	335,000,000.00	100.00%	-	242,526,156.00	238,673,486.59	98.41%	3,852,669.41	92,473,844	- The project is 71.1629% accomplished.
Sual Fish Port, Sual, Pangasinan	62,800,000	62,800,000	62,800,000.00	100.00%	-	62,008,802.00	61,703,252.24	99.51%	305,549.76	791,198	- The project was completed in March 15, 2019.
TOTAL	397,800,000	397,800,000	397,800,000.00	100.00%	-	304,534,958.00	300,376,738.83	98.63%	4,158,219.17	93,265,042	
<b><u>FY 2019 NG Subsidy</u></b>											
Davao Fish Port Complex, Davao City	73,280,000	73,280,000	73,280,000.00	100.00%	-	73,280,000.00	73,280,000.00	100.00%	-	-	- The project is 89.3803% accomplished.
Lucena Fish Port Complex, Lucena City	164,430,000	164,430,000	164,430,000.00	100.00%	-	164,430,000.00	164,430,000.00	100.00%	-	-	- The project is 99.8607% accomplished.
Iloilo Fish Port Complex, Iloilo City	191,480,000	191,480,000	191,480,000.00	100.00%	-	191,480,000.00	191,480,000.00	100.00%	-	-	- The project is 74.3173% accomplished.
Navotas Fish Port Complex, Navotas City	292,000,000	292,000,000	292,000,000.00	100.00%	-	271,952,198.00	267,761,790.34	98.46%	4,190,407.66	20,047,802	- NFPC Package 1 is 61.7883% accomplished.
											- NFPC Package 2 is 55.0300% accomplished.
											- NFPC Package 3 is 66.8035% accomplished.
											- NFPC Package 4 is 21.6317% accomplished.
											- NFPC Package 5 is 20.0566% accomplished.



PHILIPPINE FISHERIES DEVELOPMENT AUTHORITY  
STATEMENT OF ALLOTMENT, OBLIGATIONS, UTILIZATION AND BALANCES  
As of September 30 2022





Particulars	ALLOTMENT					DISBURSEMENT					REMARKS
	Appropriations (1)	SARO (2)	Obligations (3)	Obligation Rate (4)=(3)/(2)	Allotment Balance (5)=(2)-(3)	NCA (6)	Utilization (7)	Utilization Rate (8)=(7)/(6)	Unutilized Balance (9)=(6)-(7)	Unfunded Allotment (10)=(2)-(6)	
Zamboanga Fish Port Complex, Zamboanga City	44,000,000	44,000,000	44,000,000.00	100.00%	-	28,725,402.00	28,205,252.43	98.19%	520,149.57	15,274,598	- The project is 20.7019% accomplished.
TOTAL	765,190,000	765,190,000	765,190,000.00	100.00%	-	729,867,600.00	725,157,042.77	99.35%	4,710,557.23	35,322,400	
<b><i>FY 2020 NG Subsidy</i></b>											
Davao Fish Port Complex, Davao City	92,017,000	92,017,000	92,017,000.00	100.00%	-	92,017,000.00	92,017,000.00	100.00%	-	-	- The project is 89.3803% accomplished.
Lucena Fish Port Complex, Lucena City	206,390,000	206,390,000	206,390,000.00	100.00%	-	206,390,000.00	206,390,000.00	100.00%	-	-	- The project is 99.8607% accomplished.
Iloilo Fish Port Complex, Iloilo City	240,500,000	240,500,000	240,500,000.00	100.00%	-	240,500,000.00	240,500,000.00	100.00%	-	-	- The project is 74.3173% accomplished.
Navotas Fish Port Complex, Navotas City - P1	490,900,000	490,900,000	490,900,000.00	100.00%	-	490,900,000.00	490,900,000.00	100.00%	-	-	- NFPC Package 1 is 61.7883% accomplished. NFPC Package 2 is 55.0300% accomplished. NFPC Package 3 is 66.8035% accomplished. NFPC Package 4 is 21.6317% accomplished. NFPC Package 5 is 20.0566% accomplished.
Zamboanga Fish Port Complex, Zamboanga City	395,960,000	395,960,000	395,960,000.00	100.00%	-	146,993,147.07	147,280,899.57	100.20%	(287,752.50)	248,966,853	- The project is 20.7019% accomplished.
GSFPC - Extension of Wharf 2	68,500,000	68,500,000	68,500,000.00	100.00%	-	42,594,999.00	42,772,405.47	100.42%	(177,406.47)	25,905,001	- Recommendation for suspension was endorsed to Top Management
Taguig City Fish Port - n/ <sup>4</sup>	104,350,000	104,350,000			104,350,000				-	104,350,000	- The project was not implemented due to the expiration of the Bayanihan II program on December 2021.
Salcedo Municipal Fish Port - n/ <sup>4</sup>	100,000,000	100,000,000			100,000,000				-	100,000,000	- The project was not implemented due to the expiration of the Bayanihan II program on December 2021.
Baler Municipal Fish Port - n/ <sup>4</sup>	100,000,000	100,000,000			100,000,000				-	100,000,000	- The project was not implemented due to the expiration of the Bayanihan II program on December 2021.
Modern Seafood Retail Market in Davao - n/ <sup>4</sup>	80,000,000	80,000,000			80,000,000				-	80,000,000	- The project was not implemented due to the expiration of the Bayanihan II program on December 2021.
TOTAL	1,878,617,000	1,878,617,000	1,494,267,000	79.54%	384,350,000	1,219,395,146.07	1,219,860,305.04	100.04%	(465,158.97)	659,221,854	
<b><i>FY 2021 NG Subsidy</i></b>											
Davao Fish Port Complex	138,795,000	138,795,000	138,795,000	100.00%	-	138,795,000.00	135,699,944.12	97.77%	3,095,055.88	-	- The project is 89.3803% accomplished.
Lucena Fish Port Complex	243,189,000	243,189,000	243,189,000	100.00%	-	243,189,000.00	243,189,000.00	100.00%	-	-	- The project is 99.8607% accomplished.
Iloilo Fish Port Complex	287,097,000	287,097,000	287,097,000	100.00%	-	244,412,226.00	238,823,204.38	97.71%	5,589,021.62	42,684,774	- The project is 74.3173% accomplished.
Navotas Fish Port Complex (Phase I)	2,801,343,000	2,801,343,000	2,801,343,000	100.00%	-	1,755,551,957.97	1,755,639,737.62	100.01%	(87,779.65)	1,045,791,042	- NFPC Package 1 is 61.7883% accomplished. NFPC Package 2 is 55.0300% accomplished. NFPC Package 3 is 66.8035% accomplished. NFPC Package 4 is 21.6317% accomplished. NFPC Package 5 is 20.0566% accomplished.
Zamboanga Fish Port Complex	456,145,000	456,145,000	456,145,000	100.00%	-				-	456,145,000	- The project is 20.7019% accomplished.
Navotas Fish Port Complex (Phase II - Design & Build)	252,542,000	252,542,000	252,542,000	100.00%	-	252,542,000.00	252,542,000.00	100.00%	-	-	- NFPC Package 1 - The project is 17.0623% accomplished. The Detailed Engineering Design is completed. NFPC Package 2 - The project is 5.2300% accomplished. The Detailed Engineering Design is completed. NFPC Package 3 - The project is 15.47% accomplished. The Detailed Engineering Design is completed.
Camaligan Fish Port Complex	72,380,000	72,380,000	72,380,000	100.00%	-	41,178,341.77	41,498,569.76	100.78%	(320,227.99)	31,201,658	- The project is 15.2345% accomplished.
Sual Fish Port Complex	140,816,000	140,816,000	140,816,000	100.00%	-	80,018,862.71	80,311,659.11	100.37%	(292,796.40)	60,797,137	- The project is 32.0128% accomplished.
Bulan Ice Plant	100,000,000	100,000,000	100,000,000	100.00%	-	14,502,884.00	14,563,622.71	100.42%	(60,738.71)	85,497,116	- The project is temporarily suspended as of April 27, 2022.
Panabo Cold Storage and Processing Plant (Design & Build)	80,000,000	80,000,000	80,000,000	100.00%	-	11,408,550.00	11,424,510.00	100.14%	(15,960.00)	68,591,450	- The project is 41.6355% accomplished.
Mamburao Cold Storage Facility	25,000,000	25,000,000	25,000,000	100.00%	-	3,431,661.00	3,480,829.38	101.43%	(49,168.38)	21,568,339	- The project is 23.2603% accomplished.
Cabugao Ice Plant Facility	25,000,000	25,000,000	25,000,000	100.00%	-	3,427,643.00	33,210.00	0.97%	3,394,433.00	21,572,357	- The project is 15.2345% accomplished.

PHILIPPINE FISHERIES DEVELOPMENT AUTHORITY  
STATEMENT OF ALLOTMENT, OBLIGATIONS, UTILIZATION AND BALANCES  
As of September 30 2022

Particulars	ALLOTMENT					DISBURSEMENT					REMARKS
	Appropriations (1)	SARO (2)	Obligations (3)	Obligation Rate (4)=(3)/(2)	Allotment Balance (5)=(2)-(3)	NCA (6)	Utilization (7)	Utilization Rate (8)=(7)/(6)	Unutilized Balance (9)=(6)-(7)	Unfunded Allotment (10)=(2)-(6)	
Puerto Princesa City Fish Port (El Nido)	75,668,000	75,668,000			75,668,000		-		-	75,668,000	- Detailed Engineering Design was completed on May 30, 2022. - Awaiting for the approval of DBM regarding the request for the utilization of unused funds since the FY 2021 GAA will expire by EO 2022. Once approved, the project will be rebid.
Mati City Fish Port (Design & Build)	75,000,000	75,000,000	75,000,000	100.00%	-	10,408,500.00	10,424,460.00	100.15%	(15,960.00)	64,591,500	- The project is 44.7944% accomplished.
Bislig City Fish Port	60,000,000	60,000,000	60,000,000	100.00%	-	7,491,169.29	7,523,089.29	100.43%	(31,920.00)	52,508,831	- The project is 30.9104% accomplished.
Pasacao Fish Port	40,000,000	40,000,000	40,000,000	100.00%	-	16,409,921.21	16,433,911.21	100.15%	(23,990.00)	23,590,079	- The project is 75.0084% accomplished.
Malalag Fish Port	40,000,000	40,000,000	40,000,000	100.00%	-	13,513,766.98	13,525,055.98	100.08%	(11,289.00)	26,486,233	- The project is 39.0344% accomplished.
Rosario Municipal Fish Port	57,000,000	57,000,000			57,000,000		-		-	57,000,000	- Detailed Engineering Design was completed on May 30, 2022. - Awaiting for the approval of DBM regarding the request for the utilization of unused funds since the FY 2021 GAA will expire by EO 2022. Once approved, the project will be rebid.
Marinduque Mobile Cold Storage	5,000,000	5,000,000	5,000,000	100.00%	-	3,459,420.00	3,534,192.78	102.16%	(74,772.78)	1,540,580	- The project is 100% completed as of July 21, 2022.
Tagum City Modern Fish Market	150,000,000	150,000,000	150,000,000	100.00%	-	21,347,700.00	21,363,660.00	100.07%	(15,960.00)	128,652,300	- The project is 39.00617% accomplished.
Procurement of Refrigerated Vans/Insulated Trucks and Freezers Under isDA ON THE GO	44,000,000	44,000,000	44,000,000	100.00%	-	39,302,500.00	37,555,000.00	95.55%	1,747,500.00	4,697,500	- Delivered
	5,168,975,000	5,168,975,000	5,036,307,000	97.43%	132,668,000	2,900,391,103.93	2,887,565,656.34	99.56%	12,825,447.59	2,268,583,896	
<b><i>FY 2022 NG Subsidy</i></b>											
Davao Fish Port Complex	62,318,000	62,318,000	62,318,000	100.00%	-	10,722,684.00			10,722,684.00	51,595,316	- The project is 89.3803% accomplished.
Lucena Fish Port Complex	208,131,000	208,131,000	208,131,000	100.00%	-	149,400,822.00	146,719,517.99	98.21%	2,681,304.01	58,730,178	- The project is 99.8607% accomplished.
Iloilo Fish Port Complex	238,343,000	238,343,000	238,343,000	100.00%	-				-	238,343,000	- The project is 74.3173% accomplished.
Navotas Fish Port Complex (Phase I)	1,779,254,000	1,779,254,000	1,779,254,000	100.00%	-				-	1,779,254,000	- NFPC Package 1 is 61.7883% accomplished. NFPC Package 2 is 55.0300% accomplished. NFPC Package 3 is 66.8035% accomplished. NFPC Package 4 is 21.6317% accomplished. NFPC Package 5 is 20.0566% accomplished.
Zamboanga Fish Port Complex	219,006,000	219,006,000	219,006,000	100.00%	-				-	219,006,000	- The project is 20.7019% accomplished.
Navotas Fish Port Complex (Phase II)	1,312,533,000	1,312,533,000	1,312,533,000	100.00%	-	477,756,438.00	477,830,448.19	100.02%	(74,010.19)	834,776,562	- NFPC Package 1 - The project is 17.0623% accomplished. The Detailed Engineering Design is completed. NFPC Package 2 - The project is 5.2300% accomplished. The Detailed Engineering Design is completed. NFPC Package 3 - The project is 15.47% accomplished.
Camaligan Fish Port Complex	115,808,000	115,808,000	115,808,000	100.00%	-				-	115,808,000	- The project is 15.2345% accomplished.
Sual Fish Port Complex	225,305,000	225,305,000	225,305,000	100.00%	-				-	225,305,000	- The project is 32.0128% accomplished.



PHILIPPINE FISHERIES DEVELOPMENT AUTHORITY  
STATEMENT OF ALLOTMENT, OBLIGATIONS, UTILIZATION AND BALANCES  
As of September 30 2022

Particulars	ALLOTMENT					DISBURSEMENT					REMARKS	
	Appropriations (1)	SARO (2)	Obligations (3)	Obligation Rate (4)=(3)/(2)	Allotment Balance (5)=(2)-(3)	NCA (6)	Utilization (7)	Utilization Rate (8)=(7)/(6)	Unutilized Balance (9)=(6)-(7)	Unfunded Allotment (10)=(2)-(6)		
General Santos Fish Port Complex	49,796,000	49,796,000		0.00%	49,796,000				-	49,796,000	- The TOR and ABC for the procurement of the Consultancy Services for the preparation of the Detailed Engineering Design of the project was approved by the Top Management - Detailed Engineering Design is 100% completed on September 30, 2022. - Preparation of Detailed Engineering Design was uspended on August 01, 2022. Source of fund for the project is the GAA.	
Laoag Cold Storage Facility	20,000,000	20,000,000			20,000,000				-	20,000,000		
Taguig Fish Port (Phase 1)	77,564,000	77,564,000			77,564,000				-	77,564,000		
	4,308,058,000	4,308,058,000	4,160,698,000	96.58%	147,360,000	637,879,944.00	624,549,966.18	97.91%	13,329,977.82	3,670,178,056.00		
n/ <sup>1</sup> - Expenses in these sites were charged against the Masterplan-Poorest of the Poor funds from BFAR.												
n/ <sup>2</sup> - Reprioritized for the conduct of detailed engineering studies of fish ports for rehabilitation/improvement under the flagship projects of the President as approved by the Board per Board Resolution No. 17042 dated November 27, 2017												
n/ <sup>3</sup> - Reprioritized for the conduct of detailed engineering studies of fish ports for rehabilitation/improvement under the flagship projects of the President as approved by the Board per Board Resolution No. 20009 dated September 16, 2020.												
n/ <sup>4</sup> - Provisionally obligated in favor of the LGUs/Beneficiaries Subject to availability of funds considering that the Bayanihan 2 has expired last June 30, 2021.												
Prepared By:						Noted By:						
 MONICA MISTY F. EMNACE Project Development Officer I						 SAPFO G. COBARRUBIAS Chief, Budget Division						
						 DANILO A. AXALAN Manager, Technical Services Dept.						
						 JOSE A. RUIZ, JR. Manager/ Finance Services Dept.						