

PHILIPPINE FISHERIES DEVELOPMENT AUTHORITY  
 STATEMENT OF ALLOTMENT, OBLIGATIONS, UTILIZATION AND BALANCES  
 As of September 30, 2019

Particulars	ALLOTMENT					DISBURSEMENT					Remarks
	Appropriations (1)	SARO (2)	Obligations (3)	Obligation Rate (4)=(3)/(2)	Allotment Balance (5)=(2)-(3)	NCA (6)	Utilization (7)	Utilization Rate (8)=(7)/(6)	Unutilized Balance (9)=(6)-(7)	Unfunded Allotment (10)=(2)-(6)	
<b>CONSTRUCTION, REHABILITATION &amp; IMPROVEMENT OF FISH PORTS</b>											
<b><i>FY 2014 Supplemental Appropriations</i></b>											
Dap-Dap, Legazpi City	12,977,464	12,977,464	73,124.00	0.56%	12,904,340.00	130,000.00	73,124.00	56.25%	56,876.00	12,847,464	- The fund for this project was re-prioritized to other projects of equal importance, as per PFDA Board Resolution No. 18038 dated November 7, 2018.
Aroroy, Masbate	19,975,422	19,975,422	19,975,422.00	100.00%	-	17,763,116.65	17,399,739.93	97.95%	363,376.72	2,212,305	- The project was completed on November 14, 2016.
Catbalogan City, Western Samar	24,992,996	24,992,996	24,992,996.00	100.00%	-	24,749,826.76	24,202,161.10	97.79%	547,665.66	243,169	- The project was completed on September 21, 2016.
Gov. Generoso, Davao Oriental	24,999,850	24,999,850	24,999,850.00	100.00%	-	22,639,527.38	22,179,479.06	97.97%	460,048.32	2,360,323	- The project was completed on July 3, 2016.
Libas, Roxas City, Capiz	25,999,850	25,999,850	25,999,850.00	100.00%	-	21,483,518.00	20,667,411.89	96.20%	816,106.11	4,516,332	- The project was completed on October 7, 2016.
Calabanga, Camarines Sur	13,999,850	13,999,850	13,999,850.00	100.00%	-	12,351,975.21	11,957,501.71	96.81%	394,473.50	1,647,875	- The project was completed on June 20, 2017.
Ungos, Real, Quezon	49,991,814	49,991,814	49,991,814.00	100.00%	-	40,125,061.00	20,706,976.83	51.61%	19,418,084.17	9,866,753	- The project was completed on April 30, 2019.
Brgy. Luciente I, Bolinao, Pangasinan	12,920,335	12,920,335	12,920,335.00	100.00%	-	129,000.00	89,369.67	69.28%	39,630.33	12,791,335	- The project was suspended on March 10, 2016. - PFDA informed the LGU on February 22, 2018 on the possible reversal of the fund to the National Treasury due to their inability to secure clearance from the PRA and DENR. - The project is already subject for termination.
Santiago Island, Bolinao, Pangasinan	1,999,950	1,999,950	1,999,950.00	100.00%	-	1,464,416.00	1,418,842.93	96.89%	45,573.07	535,534	- The project was completed on April 25, 2016.
Tori-Tori, Anda, Pangasinan	1,999,950	1,999,950	1,999,950.00	100.00%	-	1,896,281.00	1,836,524.00	96.85%	59,757.00	103,669	- The project was completed on March 26, 2016.
TOTAL	189,857,481	189,857,481	176,953,141.00	93.20%	12,904,340.00	142,732,722.00	120,531,131.12	84.45%	22,201,590.88	47,124,759	
<b><i>FY 2015 NG Subsidy</i></b>											
Lingayen, Pangasinan	10,000,000	10,000,000	10,000,000.00	100.00%	-	6,299,779.00	5,990,316.26	95.09%	309,462.74	3,700,221	- The project was completed on October 2, 2018.
Masinloc, Zambales	20,000,000	20,000,000	20,000,000.00	100.00%	-	19,406,479.00	16,708,698.19	86.10%	2,697,780.81	593,521	- The project was completed on March 16, 2019.
Mariveles, Bataan	20,000,000	20,000,000	20,000,000.00	100.00%	-	17,900,754.00	12,553,657.93	70.13%	5,347,096.07	2,099,246	- The project is 74.9876% accomplished.
Calauag, Quezon	20,000,000	20,000,000	20,000,000.00	100.00%	-	16,940,143.00	16,715,875.82	98.68%	224,267.18	3,059,857	- The project was completed on July 31, 2017.
Pasacao, Camarines Sur	20,000,000	20,000,000	20,000,000.00	100.00%	-	15,821,766.78	15,550,400.77	98.28%	271,366.01	4,178,233	- The project was completed on August 5, 2017.
San Jose, Northern Samar	15,000,000	15,000,000	15,000,000.00	100.00%	-	13,660,934.00	13,131,619.73	96.13%	529,314.27	1,339,066	- The project was completed on March 17, 2019.
Maitum, Sarangani	20,000,000	20,000,000	20,000,000.00	100.00%	-	19,045,900.22	18,814,582.11	98.79%	231,318.11	954,100	- The project was completed on October 22, 2016.
Esperanza, Masbate	20,000,000	20,000,000	20,000,000.00	100.00%	-	8,455,070.00	3,342,007.46	39.53%	5,113,062.54	11,544,930	- The project was completed on May 22, 2019.
Patnongon, Antique	20,000,000	20,000,000	20,000,000.00	100.00%	-	19,980,898.00	18,741,012.53	93.79%	1,239,885.47	19,102	- The project was completed on March 8, 2019.
Basay, Negros Oriental	20,000,000	20,000,000	20,000,000.00	100.00%	-	16,184,788.00	6,715,725.12	41.49%	9,469,062.88	3,815,212	- The project is 46.5103% accomplished.
Larena, Siquijor	20,000,000	20,000,000	20,000,000.00	100.00%	-	11,827,500.00	11,775,681.21	99.56%	51,818.79	8,172,500	- The project was completed on November 8, 2017.
Balangiga, Eastern Samar	20,000,000	20,000,000	20,000,000.00	100.00%	-	18,705,688.00	18,159,761.53	97.08%	545,926.47	1,294,312	- The project was completed on August 12, 2017.
San Isidro, Northern Samar	20,000,000	20,000,000	20,000,000.00	100.00%	-	17,547,818.00	16,892,901.91	96.27%	654,916.09	2,452,182	- The project was completed on July 22, 2017.
Tingloy, Batangas	20,000,000	20,000,000	20,000,000.00	100.00%	-	2,497,959.00	2,222,897.50	88.99%	275,061.50	17,502,041	- The project is subject for termination.
Talisay, Batangas	30,000,000	30,000,000	30,000,000.00	100.00%	-	11,488,673.00	10,949,228.97	95.30%	539,444.03	18,511,327	- The project is subject for termination.
Lucena City, Quezon	15,000,000	15,000,000	15,000,000.00	100.00%	-	14,014,372.00	13,522,979.22	96.49%	491,392.78	985,628	- The project was completed on June 4, 2017.
Tangub, Misamis Occidental	22,000,000	22,000,000	22,000,000.00	100.00%	-	19,215,717.00	15,588,162.85	81.12%	3,627,554.15	2,784,283	- The project was completed on June 30, 2019.
Dolores, Eastern Samar	22,000,000	22,000,000	22,000,000.00	100.00%	-	9,047,717.00	8,672,161.08	95.85%	375,555.92	12,952,283	- The project is 65.0866% accomplished.
San Vicente, Palawan	20,000,000	20,000,000	22,212.00	0.11%	19,977,788.00		22,212.00		(22,212.00)	20,000,000	- The fund for this project was re-prioritized to other projects of equal importance, as per PFDA Board Resolution No. 18038 dated November 7, 2018.
San Andres, Romblon	20,000,000	20,000,000	20,000,000.00	100.00%	-	18,003,863.00	17,746,837.09	98.57%	257,025.91	1,996,137	- The project was completed on June 13, 2017.
San Remigio,Cebu	20,000,000	20,000,000	20,000,000.00	100.00%	-	19,705,543.00	16,448,854.05	83.47%	3,256,688.95	294,457	- The project was completed on April 28, 2018.
Alicia, Zamboanga Sibugay	20,000,000	20,000,000	20,000,000.00	100.00%	-	19,383,093.00	18,874,323.04	97.38%	508,769.96	616,907	- The project was completed on May 11, 2018.
Naga, Zamboanga Sibugay	20,000,000	20,000,000	20,000,000.00	100.00%	-	18,174,358.00	15,864,306.50	87.29%	2,310,051.50	1,825,642	- The project was completed on May 15, 2019.

Particulars	ALLOTMENT					DISBURSEMENT					Remarks
	Appropriations (1)	SARO (2)	Obligations (3)	Obligation Rate (4)=(3)/(2)	Allotment Balance (5)=(2)-(3)	NCA (6)	Utilization (7)	Utilization Rate (8)=(7)/(6)	Unutilized Balance (9)=(6)-(7)	Unfunded Allotment (10)=(2)-(6)	
Mahatao, Batanes **	40,000,000	85,782	85,782.00	100.00%	-		85,782.00		(85,782.00)	85,782	- The fund for the project was re-prioritized to partially fund the rehabilitation/improvement of fish ports under the Flagship Projects of the President, as per Board Resolution No. 17042 dated November 27, 2017.
IFPC Architectural & Engineering Design		39,914,218	18,457,863.00	88.49%	4,595,613.00	2,768,304.00	9,043,495.37	326.68%	(6,275,191.37)	34,619,314	- Detailed Engineering Design was 100% completed.
LFPC Architectural & Engineering Design			16,860,742.00			2,526,600.00	2,544,508.00	100.71%	(17,908.00)		- Detailed Engineering Design was 100% completed.
Mati, Davao Oriental	6,500,000	6,500,000	109,516.24	1.68%	6,390,483.76		109,516.24		(109,516.24)	6,500,000	- The fund for this project was re-prioritized to other projects of equal importance, as per PFDA Board Resolution No. 18038 dated November 7, 2018.
Pikit, North Cotabato	9,500,000	9,500,000	9,500,000.00	100.00%	-	9,320,001.00	7,753,079.03	83.19%	1,566,921.97	179,999	- The project was completed on December 31, 2018.
Tandag, Surigao del Sur	12,000,000	12,000,000	12,000,000.00	100.00%	-	2,432,337.00	9,307,342.34	382.65%	(6,875,005.34)	9,567,663	- The project is 80.2939% accomplished.
Sta. Monica, Surigao del Sur	12,000,000	12,000,000	12,000,000.00	100.00%	-	9,689,990.00	6,695,541.97	69.10%	2,994,448.03	2,310,010	- The project is 59.7011% accomplished.
TOTAL	534,000,000	534,000,000	503,036,115.24	94.20%	30,963,884.76	360,046,045.00	330,543,467.82	91.81%	29,502,577.18	173,953,955	
<b><i>FY 2016 NG Subsidy</i></b>											
Real, Quezon (Phase 2)	118,913,000	118,913,000	118,913,000.00	100.00%	-	58,919,010.00	43,552,240.04	73.92%	15,366,769.96	59,993,990	- The project is 38.7981% accomplished.
Zamboanga City, Zamboanga del Sur	118,000,000	118,000,000	118,000,000.00	100.00%	-	57,278,748.00	47,621,881.60	83.14%	9,656,866.40	60,721,252	- The project is 62.5161% accomplished.
Uyugan, Batanes **	37,000,000	107,105	107,105.00	100.00%	-		107,105.00		(107,105.00)	107,105	- The fund for the project was re-prioritized to partially fund the rehabilitation/improvement of fish ports under the Flagship Projects of the President, as per Board Resolution No. 17042 dated November 27, 2017.
DFPC Architectural & Engineering Design		36,892,895	9,147,483.50	24.79%	27,745,411.50	1,371,930.00	1,371,930.00	100.00%	-	35,520,965	- Detailed Engineering Design was 100% completed.
Feasibility Study and Detailed Engineering Design Real, Quezon (Phase 2)	5,087,000	5,087,000	717,579.94	14.11%	4,369,420.06	5,087,000.00	717,579.94	84.54%	4,369,420.06	-	- Pre-Feasibility Study was completed on April 25, 2016.
Bulan, Sorsogon	4,712,000	4,712,000	158,202.46	3.36%	4,553,797.54		158,202.46		(158,202.46)	4,712,000	- Pre-Feasibility Study was completed on December 20, 2016.
Oras, Eastern Samar *	1,022,000	1,022,000	*		1,022,000		*			1,022,000	- Pre-Feasibility Study was completed on May 26, 2016.
Dolores, Eastern Samar *	819,000	819,000	*		819,000		*			819,000	- Pre-Feasibility Study was completed on May 26, 2016.
Panganiban, Catanduanes	819,000	819,000	93,293.36	11.39%	725,706.64		93,293.36		(93,293.36)	819,000	- Feasibility Study was completed on August 26, 2016.
Sasmuan, Pampanga	819,000	819,000	53,040.00	6.48%	765,960.00		53,040.00		(53,040.00)	819,000	- Pre-Feasibility Study was completed on September 2, 2016
San Vicente, Northern Samar *	616,000	616,000	*		616,000.00		*			616,000	- Pre-Feasibility Study was completed on May 26, 2016.
Dapa, Surigao del Norte	820,000	820,000	137,604.16	16.78%	682,395.84		137,604.16		(137,604.16)	820,000	- Pre-Feasibility Study was completed on December 8, 2016
<b>Savings from Feasibility Study and Detailed Engineering Design</b>					<b>13,554,280.08</b>						
Tagum City, Davao del Norte			143,120.14		(143,120.14)		143,120.14		(143,120.14)	-	- Pre-Feasibility Study was completed on April 6, 2018.
Roxas, Palawan			82,461.00		(82,461.00)		82,461.00		(82,461.00)		- Pre-Feasibility Study was completed on May 28, 2018.
Jose Panganiban, Camarines Norte			58,867.50		(58,867.50)		58,867.50		(58,867.50)		- Pre-Feasibility Study was completed on March 28, 2018.
Sta. Cruz, Davao del Sur			168,037.50		(168,037.50)		168,037.50		(168,037.50)		- Pre-Feasibility Study was completed on April 6, 2018.
SFP, Sual, Pangasinan			24,866.00		(24,866.00)		24,866.00		(24,866.00)		- Detailed Engineering Plans/Design was completed on March 20, 2018.
Sultan Naga Dimaporo, Lanao del Norte			55,246.50		(55,246.50)		55,246.50		(55,246.50)		- Pre-Feasibility Study was completed on April 6, 2018.
Bonggao, Tawi-Tawi			100,281.86		(100,281.86)		100,281.86		(100,281.86)		- Pre-Feasibility Study was completed on April 6, 2018.



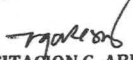
Particulars	ALLOTMENT					DISBURSEMENT					Remarks
	Appropriations (1)	SARO (2)	Obligations (3)	Obligation Rate (4)=(3)/(2)	Allotment Balance (5)=(2)-(3)	NCA (6)	Utilization (7)	Utilization Rate (8)=(7)/(6)	Unutilized Balance (9)=(6)-(7)	Unfunded Allotment (10)=(2)-(6)	
Infanta, Quezon			59,730.50		(59,730.50)		59,730.50		(59,730.50)		- Pre-Feasibility Study was completed on March 28, 2018.
Bayawan City, Negros Oriental			137,113.00		(137,113.00)		137,113.00		(137,113.00)		- Pre-Feasibility Study was completed on August 30, 2018.
Miscellaneous Expenses Mabini, Batangas			1,018,510.70 27,424.50		(1,018,510.70) (27,424.50)		990,125.60 27,424.50		(990,125.60) (27,424.50)		- Pre-Feasibility Study was completed on March 28, 2018.
Mapanas, Northern Samar			159,327.50		(159,327.50)		159,327.50		(159,327.50)		- Pre-Feasibility Study was completed on March 28, 2018.
Labason, Zamboanga del Norte			90,092.50		(90,092.50)		90,092.50		(90,092.50)		- Pre-Feasibility Study was completed on March 28, 2018.
Villaba, Leyte			69,624.00		(69,624.00)		69,624.00		(69,624.00)		- Pre-Feasibility Study was completed on April 6, 2018.
Tagkawayan, Quezon			41,939.00		(41,939.00)		41,939.00		(41,939.00)		- Validation Study was completed on September 28, 2018.
Balamban, Cebu			181,538.15		(181,538.15)		181,538.15		(181,538.15)		- Detailed Engineering Plans/Design was completed on January 14, 2019.
Sta. Cruz, Magsaysay, Misamis Oriental			25,554.94		(25,554.94)		25,554.94		(25,554.94)		- Assessment Survey/Study was completed on July 16, 2018.
Saint Bernard, Southern Leyte			79,186.47		(79,186.47)		79,186.47		(79,186.47)		- Pre-Feasibility Study for House Bill No. 7485 entitled "An act establishing a Fish Port in the Municipality of Saint Bernard, Province of Southern Leyte and appropriating Funds therefor" was completed on December 12, 2018
Caoayan, Ilocos Sur			15,221.50		(15,221.50)		15,221.50		(15,221.50)		- Pre-Feasibility Study was completed on January 8, 2018.
Talisayan, Misamis Oriental			114,798.08		(114,798.08)		114,798.08		(114,798.08)		- Pre-Feasibility Study was completed on December 28, 2018.
Malita, Davao Occidental			105,387.95		(105,387.95)		105,387.95		(105,387.95)		- Pre-Feasibility Study was completed on December 28, 2018.
Abulug, Cagayan			89,843.68	-	(89,843.68)		89,843.68		(89,843.68)		- Pre-Feasibility Study was completed on April 10, 2019.
Lopez Jaena, Misamis, Occidental			85,096.10	-	(85,096.10)		85,096.10		(85,096.10)		- Pre-Feasibility Study was completed on May 9, 2019.
Oroquieta City, Misamis Occidental			80,576.60	-	(80,576.60)		80,576.60		(80,576.60)		- Pre-Feasibility Study was completed on April 15, 2019.
Buenavista, Agusan del Norte			105,289.17		(105,289.17)		105,289.17		(105,289.17)		- Pre-Feasibility Study was suspended on August 5, 2019.
Cabadbaran, Agusan del Norte			49,910.67		(49,910.67)		49,910.67		(49,910.67)		- Pre-Feasibility Study was suspended on August 5, 2019.
<b>TOTAL</b>	<b>288,627,000</b>	<b>288,627,000</b>	<b>250,496,353.93</b>	<b>86.79%</b>	<b>38,130,646.07</b>	<b>122,656,688.00</b>	<b>96,953,536.97</b>	<b>79.04%</b>	<b>25,703,151.03</b>	<b>165,970,312</b>	
<b><u>FY 2017 NG Subsidy</u></b>											
Bulan, Sorsogon	111,000,000	111,000,000	111,000,000.00	100.00%	-	87,543,882.00	36,293,975.70	41.46%	51,249,906.30	23,456,118	- The project is 80.0920% accomplished.
Navotas Fish Port Complex, Navotas City	113,800,000	113,800,000	113,800,000.00	100.00%	-	97,634,567.00	78,670,221.49	80.58%	18,964,345.51	16,165,433	- The project is 85.2248% accomplished.
<b>TOTAL</b>	<b>224,800,000</b>	<b>224,800,000</b>	<b>224,800,000.00</b>	<b>100.00%</b>	<b>-</b>	<b>185,178,449.00</b>	<b>114,964,197.19</b>	<b>62.08%</b>	<b>70,214,251.81</b>	<b>39,621,551</b>	
<b><u>FY 2018 NG Subsidy</u></b>											
Navotas Fish Port Complex, Navotas City	335,000,000	335,000,000	335,000,000.00	100.00%	-	122,121,961.00	105,435,146.59	86.34%	16,686,814.41	212,878,039	- The project is 21.5969% accomplished.
Sual Fish Port, Sual, Pangasinan	62,800,000	62,800,000	62,800,000.00	100.00%	-	62,008,802.00	61,699,099.30	99.50%	309,702.70	791,198	- The project was completed on March 15, 2019.
<b>TOTAL</b>	<b>397,800,000</b>	<b>397,800,000</b>	<b>397,800,000.00</b>	<b>100.00%</b>	<b>-</b>	<b>184,130,763.00</b>	<b>167,134,245.89</b>	<b>90.77%</b>	<b>16,996,517.11</b>	<b>213,669,237</b>	
<b><u>FY 2019 NG Subsidy</u></b>											
Davao Fish Port Complex, Davao City	73,280,000	73,280,000			73,280,000.00				-	73,280,000	- Pre-Procurement for the Construction, Rehabilitation and Improvement of DFPC was conducted on September 23-25, 2019.

Particulars	ALLOTMENT					DISBURSEMENT					Remarks
	Appropriations (1)	SARO (2)	Obligations (3)	Obligation Rate (4)=(3)/(2)	Allotment Balance (5)=(2)-(3)	NCA (6)	Utilization (7)	Utilization Rate (8)=(7)/(6)	Unutilized Balance (9)=(6)-(7)	Unfunded Allotment (10)=(2)-(6)	
Lucena Fish Port Complex, Lucena City	164,430,000	164,430,000			164,430,000.00					164,430,000	- Pre-Procurement for the Construction, Rehabilitation and Improvement of LFPC was conducted on September 23-25, 2019.
Iloilo Fish Port Complex, Iloilo City	191,480,000	191,480,000			191,480,000.00					191,480,000	- Pre-Procurement for the Construction, Rehabilitation and Improvement of IFPC was conducted on September 23-25, 2019.
Navotas Fish Port Complex, Navotas City	292,000,000	292,000,000	12,700.80		291,987,299.20		12,700.80		(12,700.80)	292,000,000	- Post qualification for the consultancy services of the Detailed Engineering Design was conducted on September 10 & 16, 2019.
Zamboanga Fish Port Complex, Zamboanga	44,000,000	44,000,000	44,000,000.00	100.00%	-				-	44,000,000	- Notice to proceed for the consultancy services of the Detailed Engineering Design was received by Schema Engineers and Associates/WSP Philippines, Inc. (JV) on September 13, 2019.
<b>TOTAL</b>	<b>765,190,000</b>	<b>765,190,000</b>	<b>44,012,700.80</b>	<b>5.75%</b>	<b>721,177,299.20</b>	<b>-</b>	<b>12,700.80</b>		<b>(12,700.80)</b>	<b>765,190,000</b>	


\* Expenses in these sites were charged against the Masterplan-Poorest of the Poor funds from BFAR.

\*\* Reprioritized for the conduct of detailed engineering studies of fish ports for rehabilitation/improvement under the flagship projects of the President as approved by the Board per Board Resolution No. 17042 dated November 27, 2017.

Prepared By:




**VISITACION G. ABRENIO**  
Project Development Officer III




**MARCELINA M. BASAMOT**  
Chief, Budget Division

Noted By:



**DANILO A. AXALAN**  
OIC, Technical Services Dept.



**JOSE A. RUIZ, JR.**  
Manager, Finance Services Dept.