

April 26, 2017

MEMORANDUM

FOR : The Manager, Corporate Planning and MISD
FROM : The Manager, Finance Services Dept.
SUBJECT : DOCUMENT FOR POSTING IN OUR WEBSITE

Attached is the PFDA's Statement of Allotment, Obligations, Utilization and Balances as of March 31, CY 2017 for posting in our website.


JOSE A. RUIZ, JR.

PFDA - CPMISD RECEIVED
BY: *gpcia*
DATE: *4/26/17 4:14 pm*

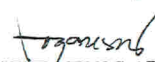
PHILIPPINE FISHERIES DEVELOPMENT AUTHORITY
STATEMENT OF ALLOTMENT, OBLIGATIONS, UTILIZATION AND BALANCES
As of March 31, 2017

Particulars	ALLOTMENT					DISBURSEMENT					Remarks
	Appropriations (1)	SARO (2)	Obligations (3)	Obligation Rate (4)=(3)/(2)	Allotment Balance (5)=(2)-(3)	NCA (6)	Utilization (7)	Utilization Rate (8)=(7)/(6)	Unutilized Balance (9)=(6)-(7)	Unfunded Balance (10)=(2)-(6)	
<u>FY 2014 Supplemental Appropriations</u>											
Dap-Dap, Legazpi City	12,977,464	12,977,464	73,124.00	0.56%	12,904,340.00	130,000.00	69,324.00	53.33%	60,676.00	12,847,464	LGU of Legazpi City informed PFDA that they are no longer interested to pursue the proposed project because of the difficulty in complying with PFDA requirements.
Aroroy, Masbate	19,975,422	19,975,422	19,975,422.00	100.00%	-	17,763,116.65	15,433,020.10	86.88%	2,330,096.55	2,212,305	The project was completed on November 14, 2016.
Catbalogan City, Western Samar	24,992,996	24,992,996	24,992,996.00	100.00%	-	24,749,826.76	24,202,161.10	97.79%	547,665.66	243,169	The project was completed on Sept. 21, 2016.
Gov. Generoso, Davao Oriental	24,999,850	24,999,850	24,999,850.00	100.00%	-	22,639,527.38	21,422,308.40	94.62%	1,217,218.98	2,360,323	The project was completed on July 3, 2016.
Libas, Roxas City, Capiz	25,999,850	25,999,850	25,999,850.00	100.00%	-	21,483,518.00	20,660,373.79	96.17%	823,144.21	4,516,332	The project was completed on Oct. 7, 2016.
Calabanga, Camarines Sur	13,999,850	13,999,850	13,999,850.00	100.00%	-	7,429,795.21	5,896,136.40	79.36%	1,533,658.81	6,570,055	The project is 64.2618% accomplish.
Ungos, Real, Quezon	49,991,814	49,991,814	49,991,814.00	100.00%	-	22,294,536.00	14,799,733.13	66.38%	7,494,802.87	27,697,278	The project is 43.5270% accomplish.
Brgy. Luciente I, Bolinao, Pangasinan	12,920,335	12,920,335	12,920,335.00	100.00%	-	129,000.00	83,003.17	64.34%	45,996.83	12,791,335	The project was suspended last March 10, 2016 due to strict compliance of DENR in the ECC requirements.
Santiago Island, Bolinao, Pangasinan	1,999,950	1,999,950	1,999,950.00	100.00%	-	1,464,416.00	1,418,842.93	96.89%	45,573.07	535,534	The project was completed on Apr. 25, 2016.
Tori-Tori, Anda, Pangasinan	1,999,950	1,999,950	1,999,950.00	100.00%	-	1,896,281.00	1,836,524.00	96.85%	59,757.00	103,669	The project was completed on Mar. 26, 2016.
Sub-Total	189,857,481	189,857,481	176,953,141.00	93.20%	12,904,340.00	119,980,017.00	105,821,427.02	88.20%	14,158,589.98	69,877,464	
<u>FY 2015 NG Subsidy</u>											
Lingayen, Pangasinan	10,000,000	10,000,000			10,000,000.00	350,000.00			350,000.00	9,650,000	Public bidding is scheduled on May 22, 2017.
Masinloc, Zambales	20,000,000	20,000,000	20,000,000.00	100.00%	-	620,000.00	145,834.61	23.52%	474,165.39	19,380,000	The project is in mobilization stage.
Mariveles, Bataan	20,000,000	20,000,000	8,467.20	0.04%	19,991,532.80	620,000.00	8,467.20	1.37%	611,532.80	19,380,000	Re-bidding is scheduled on May 22, 2017.
Calauag, Quezon	20,000,000	20,000,000	20,000,000.00	100.00%	-	7,601,286.00	10,002,496.77	131.59%	(2,401,210.77)	12,398,714	The project is 66.9750% accomplish.
Pasacao, Camarines Sur	20,000,000	20,000,000	20,000,000.00	100.00%	-	5,965,115.78	8,146,925.12	136.58%	(2,181,809.34)	14,034,884	The project is 63.5500% accomplish.
San Jose, Northern Samar	15,000,000	15,000,000			15,000,000.00				-	15,000,000	Bidding is under BAC evaluation.
Maitum, Saranggani	20,000,000	20,000,000	20,000,000.00	100.00%	-	19,045,900.22	17,440,701.90	91.57%	1,605,198.32	954,100	The project was completed on Oct. 22, 2016.
Esperanza, Masbate	20,000,000	20,000,000	20,000,000.00	100.00%	-	3,399,133.00	3,133,517.12	92.19%	265,615.88	16,600,867	The project is 30.9276% accomplish.
Patnongon, Antique	20,000,000	20,000,000	20,000,000.00	100.00%	-		2,799,499.27		(2,799,499.27)	20,000,000	The project is 14.8706% accomplish.
Basay, Negros Oriental	20,000,000	20,000,000	26,663.50	0.13%	19,973,336.50		23,210.00		(23,210.00)	20,000,000	Bidding is under BAC evaluation.
Larena, Siquijor	20,000,000	20,000,000	20,000,000.00	100.00%	-		79,602.00		(79,602.00)	20,000,000	The project is 28.2788% accomplish.
Balangiga, Eastern Samar	20,000,000	20,000,000	20,000,000.00	100.00%	-		9,604,864.28		(9,604,864.28)	20,000,000	The project is 63.2552% accomplish.
San Isidro, Northern Samar	20,000,000	20,000,000	20,000,000.00	100.00%	-	7,994,780.00	6,645,923.07	83.13%	1,348,856.93	12,005,220	The project is 57.6906% accomplish.
Tingloy, Batangas	20,000,000	20,000,000	20,000,000.00	100.00%	-	2,497,959.00	2,638,421.37	105.62%	(140,462.37)	17,502,041	The project is 21.4987% accomplish.
Talisay, Batangas	30,000,000	30,000,000	30,000,000.00	100.00%	-		21,988.25		(21,988.25)	30,000,000	The project is in mobilization stage.
Lucena City, Quezon	15,000,000	15,000,000	15,000,000.00	100.00%	-	2,565,226.00	4,693,368.27	182.96%	(2,128,142.27)	12,434,774	The project is 42.1175% accomplish.
Tangub, Misamis Occidental	22,000,000	22,000,000			22,000,000.00				-	22,000,000	For Detailed Engineering.
Dolores, Eastern Samar	22,000,000	22,000,000	61,725.00	0.28%	21,938,275.00		35,880.00		(35,880.00)	22,000,000	Detailed Engineering is on-going.
	20,000,000	20,000,000	22,212.00	0.11%	19,977,788.00		22,212.00		(22,212.00)	20,000,000	Finalization of the Detailed Engineering Plans/Design was suspended due to on-going reclamation activity being undertaken by the LGU at the same site of the proposed MFP project.
San Vicente, Palawan											
San Andres, Romblon	20,000,000	20,000,000	20,000,000.00	100.00%	-	10,688,418.00	10,836,532.39	101.39%	(148,114.39)	9,311,582	The project is 77.0439% accomplish.
San Remigio, Cebu	20,000,000	20,000,000			20,000,000.00				-	20,000,000	The project is yet to be endorsed to BAC. SB Resolution (area reservation), Assessor's Certification, and ECC/CNC of the project is yet to be submitted by the LGU.
Alicia, Zamboanga Sibugay	20,000,000	20,000,000	20,000,000.00	100.00%	-		2,747,403.14		(2,747,403.14)	20,000,000	The project is 5.8965% accomplish.
Naga, Zamboanga Sibugay	20,000,000	20,000,000			20,000,000.00				-	20,000,000	> The project is yet to be endorsed to BAC. > ECC/CNC of the project is yet to be submitted by the LGU.
Mahatao, Batanes	40,000,000	40,000,000			40,000,000.00					40,000,000	Validation and Engineering survey is scheduled on April 18-22, 2017.


PHILIPPINE FISHERIES DEVELOPMENT AUTHORITY
STATEMENT OF ALLOTMENT, OBLIGATIONS, UTILIZATION AND BALANCES
As of March 31, 2017


Particulars	ALLOTMENT					DISBURSEMENT					Remarks
	Appropriations (1)	SARO (2)	Obligations (3)	Obligation Rate (4)=(3)/(2)	Allotment Balance (5)=(2)-(3)	NCA (6)	Utilization (7)	Utilization Rate (8)=(7)/(6)	Unutilized Balance (9)=(6)-(7)	Unfunded Balance (10)=(2)-(6)	
Mati, Davao Oriental	6,500,000	6,500,000			6,500,000.00				-	6,500,000	For feasibility study.
Pikit, North Cotabato	9,500,000	9,500,000	464.00	0.00%	9,499,536.00		33,639.00		(33,639.00)	9,500,000	Feasibility Study and Detailed Engineering is on-going.
Tandag, Surigao del Sur	12,000,000	12,000,000			12,000,000.00				-	12,000,000	For feasibility study.
Sta. Monica, Surigao del Sur	12,000,000	12,000,000			12,000,000.00				-	12,000,000	For Detailed Engineering.
Sub-total	534,000,000	534,000,000	285,119,531.70	53.39%	248,880,468.30	61,347,818.00	79,060,485.76	128.87%	(17,712,667.76)	472,652,182	
TOTAL	723,857,481	723,857,481	462,072,672.70	63.83%	261,784,808.30	181,327,835.00	184,881,912.78	101.96%	(3,554,077.78)	542,529,646	
<u>FY 2016 NG Subsidy</u>											
Real, Quezon (Phase 2)	124,000,000	124,000,000	76,715.94	0.06%	123,923,284.06	5,087,000.00	76,715.94	1.51%	5,010,284.06	118,913,000	> Soil boring test for bidding under small value procurement. Schedule to be finalized and approved by the top management. > The project is yet to be endorsed to BAC. > Brgy. Resolution, Assessor's Certification and ECC/CNC of the project is yet to be submitted by the LGU.
Zamboanga City, Zamboanga del Sur	118,000,000	118,000,000	20,000.00	0.02%	117,980,000.00	4,841,000.00	20,000.00	0.41%	4,821,000.00	113,159,000	Public bidding is scheduled on May 22, 2017.
Uyugan, Batanes	37,000,000	37,000,000			37,000,000.00					37,000,000	Validation and Engineering survey/study is scheduled on April 18-22, 2017.
Feasibility Study and Detailed Engineering Design											
Bulan, Sorsogon	4,712,000	4,712,000	129,443.00	2.75%	4,582,557.00		129,443.00		(129,443.00)	4,712,000	Detailed Engineering is on-going.
Oras, Eastern Samar	1,022,000	1,022,000			1,022,000.00					1,022,000	Feasibility Study was completed on May 26, 2016.
Dolores, Eastern Samar	819,000	819,000			819,000.00					819,000	Feasibility Study was completed on May 26, 2016.
Panganiban, Catanduanes	819,000	819,000	93,293.36	11.39%	725,706.64		93,293.36		(93,293.36)	819,000	Feasibility Study was completed on August 26, 2016.
Sasmuan, Pampanga	819,000	819,000	53,040.00	6.48%	765,960.00		53,040.00		(53,040.00)	819,000	Feasibility Study was completed on September 2, 2016.
San Vicente, Northern Samar	616,000	616,000			616,000.00					616,000	Feasibility Study was completed on May 26, 2016.
Dapa, Surigao del Norte	820,000	820,000	137,604.16	16.78%	682,395.84		137,604.16		(137,604.16)	820,000	Feasibility Study was completed on December 8, 2016.
TOTAL	288,627,000	288,627,000	510,096.46	0.18%	288,116,904	9,928,000.00	510,096.46	5.14%	9,417,903.54	278,699,000	
<u>FY 2017 NG Subsidy</u>											
Bulan, Sorsogon	111,000,000	111,000,000			111,000,000.00					111,000,000	Detailed Engineering is on-going.
Navotas Fish Port Complex, Navotas City	113,800,000	113,800,000			113,800,000.00					113,800,000	Detailed Engineering is on-going.
TOTAL	224,800,000	224,800,000	-	-	224,800,000	-	-	-	-	224,800,000	


Prepared By:


VISTACION G. ABRENIO
Project Development Officer III

Noted By:


MARCELINA M. BASAMOT
Chief, Budget Division


JOSE EPHREAM M. FERNANDEZ
OIC, Technical Services Dept.


JOSE A. RUIZ, JR.
Manager, Finance Services Dept.