

QUARTERLY PHYSICAL REPORT OF OPERATION

As of June 30, 2020

Department : Budgetary Support to Government Corporations
 Agency : Philippine Fisheries Development Authority
 Operating Unit : < not applicable >
 Organization Code (UACS) : 35 010 0000000

Particulars	UACS CODE	Physical Target (Budget Year)					Physical Accomplishment (Budget Year)					Variance	Remarks
		1st Quarter	2nd Quarter	3rd Quarter	4th Quarter	Total	1st Quarter	2nd Quarter	3rd Quarter	4th Quarter	Total		
1	2	3	4	5	6	7	8	9	10	11	12	13	14
FISHERIES INFRASTRUCTURE DEVELOPMENT PROGRAM	31010000000000												
OO : Fish ports and other post-harvest facilities and services													
Outcome Indicator							0	0	0	0	0		
1. Number of fish port/fishery infrastructure		8	8	8	8	8	0	0	0	0	0		
facilities and services rated as satisfactory							0	0	0	0	0		
or better							0	0	0	0	0		
Output Indicators							0	0	0	0	0		
1. Number of fish ports constructed/					1	6	3	0	0	0	0		Construction of fish ports were suspended during the lockdown caused by COVID-19 pandemic and construction was resumed by June 1, 2020. However, the difficulties in the delivery of materials and travelling/reporting of the workers to the project site (due to lack of transportation) hampers the full operation of the project construction.
rehabilitated/improved							IFPC - 7.533%; DFPC - 0.947%; LFPC - 1.20%	IFPC - 11.0705%; DFPC - 0.947%; LFPC - 15.339%	0	0	0		1. Three rehab/improvement of 3 RFPCs (IFPC; DFPC; LFPC) 2. Detailed Engineering Design of 2 RFPCs are on-going (ZFPC- 48.70%; NFPC- 50.14%)
2. Percentage of fish port projects completed						17%	0	0	0	0	0		
according to plan schedule							0	0	0	0	0		

Prepared By:

IRIS R. DE VERA

Manager, Corporate Planning and Management Information System Department

Date: 07/22/2020

In coordination with:

JOSE A. RUIZ, JR.

Manager, Finance Services Department

Date: 07/24/2020

Approved By:

ATTY. GLENA PANGAPALAN

General Manager

Date: 07/24/2020


STATEMENT OF APPROPRIATIONS, ALLOTMENTS, OBLIGATIONS, DISBURSEMENTS AND BALANCES
As at the Quarter Ending June 30, 2020

Department :Budgetary Support to Government Corporations
Agency/Entity :Philippine Fisheries Development Authority
Operating Unit :< not applicable >
Organization Code :35 010 0000000
Fund Cluster :01 Regular Agency Fund


X	Current Year Appropriations
	Supplemental
	Continuing Appropriations

01 Regular Agency Fund		01-04 Regular Agency Fund, 02-Foreign Assisted Projects Fund, 03-Special Account-Locally Funded/Domestic Grants Fund, and 04-Special Account-Foreign Assisted/Foreign Grants Fund)																						
Particulars		UACS CODE	Appropriations			Allotments			Current Year Obligations					Current Year Disbursements					Balances					
			Authorized Appropriations	Adjustments (Transfer To/From, Modifications/)	Adjusted Appropriations	Allotments Received	Adjustments (Reductions, Modifications/ Augmentations)	Transfer To	Transfer From	Adjusted Total Allotments	1st Quarter Ending March 31	2nd Quarter Ending June 30	3rd Quarter Ending Sept. 30	4th Quarter Ending Dec. 31	TOTAL	1st Quarter Ending March 31	2nd Quarter Ending June 30	3rd Quarter Ending Sept. 30	4th Quarter Ending Dec. 31	TOTAL	Unreleased Appro	Unobligated Allotments	Unpaid Obligations (15-20)+(23+24)	
																							Due and Demandable	Not Yet Due and Demandable
1		2	3	4	5=(3+4)	6	7	8	9	10=[(6+(-)-7)-8+9]	11	12	13	14	15=(11+12+13+14)	16	17	18	19	20=(16+17+18+19)	21	22	23	24
I. Agency Specific Budget			1,625,767,000.00	0.00	1,625,767,000.00	1,425,767,000.00	0.00	0.00	0.00	1,425,767,000.00	0.00	1,425,767,000.00	0.00	0.00	1,425,767,000.00	0.00	0.00	0.00	0.00	0.00	200,000,000.00	0.00	0.00	1,425,767,000.00
Operations		3000000000000000	1,625,767,000.00	0.00	1,625,767,000.00	1,425,767,000.00	0.00	0.00	0.00	1,425,767,000.00	0.00	1,425,767,000.00	0.00	0.00	1,425,767,000.00	0.00	0.00	0.00	0.00	0.00	200,000,000.00	0.00	0.00	1,425,767,000.00
OO: Fish ports and other post-harvest facilities and services enhanced			1,625,767,000.00	0.00	1,625,767,000.00	1,425,767,000.00	0.00	0.00	0.00	1,425,767,000.00	0.00	1,425,767,000.00	0.00	0.00	1,425,767,000.00	0.00	0.00	0.00	0.00	0.00	200,000,000.00	0.00	0.00	1,425,767,000.00
FISHERIES INFRASTRUCTURE DEVELOPMENT PROGRAM			1,625,767,000.00	0.00	1,625,767,000.00	1,425,767,000.00	0.00	0.00	0.00	1,425,767,000.00	0.00	1,425,767,000.00	0.00	0.00	1,425,767,000.00	0.00	0.00	0.00	0.00	0.00	200,000,000.00	0.00	0.00	1,425,767,000.00
Project(s)			1,625,767,000.00	0.00	1,625,767,000.00	1,425,767,000.00	0.00	0.00	0.00	1,425,767,000.00	0.00	1,425,767,000.00	0.00	0.00	1,425,767,000.00	0.00	0.00	0.00	0.00	0.00	200,000,000.00	0.00	0.00	1,425,767,000.00
Locally-Funded Project(s)			1,625,767,000.00	0.00	1,625,767,000.00	1,425,767,000.00	0.00	0.00	0.00	1,425,767,000.00	0.00	1,425,767,000.00	0.00	0.00	1,425,767,000.00	0.00	0.00	0.00	0.00	0.00	200,000,000.00	0.00	0.00	1,425,767,000.00
Construction / Rehabilitation / Improvement of Fish Ports		310100200001000	1,625,767,000.00	0.00	1,625,767,000.00	1,425,767,000.00	0.00	0.00	0.00	1,425,767,000.00	0.00	1,425,767,000.00	0.00	0.00	1,425,767,000.00	0.00	0.00	0.00	0.00	0.00	200,000,000.00	0.00	0.00	1,425,767,000.00
MOOE			1,625,767,000.00	0.00	1,625,767,000.00	1,425,767,000.00	0.00	0.00	0.00	1,425,767,000.00	0.00	1,425,767,000.00	0.00	0.00	1,425,767,000.00	0.00	0.00	0.00	0.00	0.00	200,000,000.00	0.00	0.00	1,425,767,000.00
Sub-Total, Operations			1,625,767,000.00	0.00	1,625,767,000.00	1,425,767,000.00	0.00	0.00	0.00	1,425,767,000.00	0.00	1,425,767,000.00	0.00	0.00	1,425,767,000.00	0.00	0.00	0.00	0.00	0.00	200,000,000.00	0.00	0.00	1,425,767,000.00
PS			0.00	0.00	0.00	0.00	0.00	0.00	0.00	0.00	0.00	0.00	0.00	0.00	0.00	0.00	0.00	0.00	0.00	0.00	200,000,000.00	0.00	0.00	1,425,767,000.00
MOOE			1,625,767,000.00	0.00	1,625,767,000.00	1,425,767,000.00	0.00	0.00	0.00	1,425,767,000.00	0.00	1,425,767,000.00	0.00	0.00	1,425,767,000.00	0.00	0.00	0.00	0.00	0.00	0.00	0.00	0.00	0.00
FinEx (If Applicable)			0.00	0.00	0.00	0.00	0.00	0.00	0.00	0.00	0.00	0.00	0.00	0.00	0.00	0.00	0.00	0.00	0.00	0.00	0.00	0.00	0.00	0.00
CO			0.00	0.00	0.00	0.00	0.00	0.00	0.00	0.00	0.00	0.00	0.00	0.00	0.00	0.00	0.00	0.00	0.00	0.00	200,000,000.00	0.00	0.00	1,425,767,000.00
Sub-Total, I. Agency Specific Budget			1,625,767,000.00	0.00	1,625,767,000.00	1,425,767,000.00	0.00	0.00	0.00	1,425,767,000.00	0.00	1,425,767,000.00	0.00	0.00	1,425,767,000.00	0.00	0.00	0.00	0.00	0.00	200,000,000.00	0.00	0.00	1,425,767,000.00
PS			0.00	0.00	0.00	0.00	0.00	0.00	0.00	0.00	0.00	0.00	0.00	0.00	0.00	0.00	0.00	0.00	0.00	0.00	200,000,000.00	0.00	0.00	1,425,767,000.00
MOOE			1,625,767,000.00	0.00	1,625,767,000.00	1,425,767,000.00	0.00	0.00	0.00	1,425,767,000.00	0.00	1,425,767,000.00	0.00	0.00	1,425,767,000.00	0.00	0.00	0.00	0.00	0.00	0.00	0.00	0.00	0.00
FinEx (If Applicable)			0.00	0.00	0.00	0.00	0.00	0.00	0.00	0.00	0.00	0.00	0.00	0.00	0.00	0.00	0.00	0.00	0.00	0.00	0.00	0.00	0.00	0.00
CO			0.00	0.00	0.00	0.00	0.00	0.00	0.00	0.00	0.00	0.00	0.00	0.00	0.00	0.00	0.00	0.00	0.00	0.00	200,000,000.00	0.00	0.00	1,425,767,000.00
GRAND TOTAL			1,625,767,000.00	0.00	1,625,767,000.00	1,425,767,000.00	0.00	0.00	0.00	1,425,767,000.00	0.00	1,425,767,000.00	0.00	0.00	1,425,767,000.00	0.00	0.00	0.00	0.00	0.00	200,000,000.00	0.00	0.00	1,425,767,000.00
MOOE			1,625,767,000.00	0.00	1,625,767,000.00	1,425,767,000.00	0.00	0.00	0.00	1,425,767,000.00	0.00	1,425,767,000.00	0.00	0.00	1,425,767,000.00	0.00	0.00	0.00	0.00	0.00	200,000,000.00	0.00	0.00	1,425,767,000.00
Recapitulation by CO																								
I. Agency Specific Budget			1,625,767,000.00	0.00	1,625,767,000.00	1,425,767,000.00	0.00	0.00	0.00	1,425,767,000.00	0.00	1,425,767,000.00	0.00	0.00	1,425,767,000.00	0.00	0.00	0.00	0.00	0.00	200,000,000.00	0.00	0.00	1,425,767,000.00
FISHERIES INFRASTRUCTURE DEVELOPMENT PROGRAM			1,625,767,000.00	0.00	1,625,767,000.00	1,425,767,000.00	0.00	0.00	0.00	1,425,767,000.00	0.00	1,425,767,000.00	0.00	0.00	1,425,767,000.00	0.00	0.00	0.00	0.00	0.00	200,000,000.00	0.00	0.00	1,425,767,000.00


Certified Correct:


SAPHO G. COBARRUBIAS
CIC, Budget Division
Date: 07/23/2020

Recommending Approval:


JOSE A. RUIZ, JR.
Manager, Finance Services Department
Date: 07/23/2020

Approved By:


ATTY. GLEN V. PANGALANAN
General Manager
Date: 07/23/2020


MONTHLY REPORT OF DISBURSEMENTS
For the month of June 2020


Department : Budgetary Support to Government Corporations
Agency/Entity : Philippine Fisheries Development Authority
Operating Unit : < not applicable >
Organization Code : 35 010 000000
Fund Cluster : 01 Regular Agency Fund

Particulars	Current Year Budget					Prior Year's Budget										SUB-TOTAL	Trust Liabilities				Grand Total				Remarks			
	PS	MOOE	FinEx	CO	TOTAL	Prior Year's Accounts Payable					Current Year's Accounts Payable						TOTAL	PS	MOOE	CO	TOTAL	PS	MOOE	FinEx		CO	TOTAL	
						PS	MOOE	FinEx	CO	Sub-Total	PS	MOOE	FinEx	CO	Sub-Total	17=(11+16)									18=(8+17)			19
1	2	3	4	5	6=(2+3+4+5)	7	8	9	10	11=(7+8+9+10)	12	13	14	15	16=(12+13+14+15)	17=(11+16)	18=(8+17)	19	20	21	22=(19+20+21)	23	24	25	26	27=(23+24+25+26)	28	
CASH DISBURSEMENTS	0.00	0.00	0.00	0.00	0.00	0.00	0.00	166,279.82	0.00	0.00	166,279.82	0.00	0.00	0.00	0.00	0.00	166,279.82	166,279.82	0.00	0.00	0.00	0.00	0.00	166,279.82	0.00	0.00	166,279.82	
Notice of Cash Allocation (NCA)	0.00	0.00	0.00	0.00	0.00	0.00	0.00	166,279.82	0.00	0.00	166,279.82	0.00	0.00	0.00	0.00	0.00	166,279.82	166,279.82	0.00	0.00	0.00	0.00	0.00	166,279.82	0.00	0.00	166,279.82	
MDS Checks Issued	0.00	0.00	0.00	0.00	0.00	0.00	0.00	0.00	0.00	0.00	0.00	0.00	0.00	0.00	0.00	0.00	0.00	0.00	0.00	0.00	0.00	0.00	0.00	0.00	0.00	0.00	0.00	
Advice to Debit Account	0.00	0.00	0.00	0.00	0.00	0.00	0.00	166,279.82	0.00	0.00	166,279.82	0.00	0.00	0.00	0.00	0.00	166,279.82	166,279.82	0.00	0.00	0.00	0.00	0.00	166,279.82	0.00	0.00	166,279.82	
Notice of Transfer Allocations (NTA)	0.00	0.00	0.00	0.00	0.00	0.00	0.00	0.00	0.00	0.00	0.00	0.00	0.00	0.00	0.00	0.00	0.00	0.00	0.00	0.00	0.00	0.00	0.00	0.00	0.00	0.00	0.00	
MDS Checks Issued	0.00	0.00	0.00	0.00	0.00	0.00	0.00	0.00	0.00	0.00	0.00	0.00	0.00	0.00	0.00	0.00	0.00	0.00	0.00	0.00	0.00	0.00	0.00	0.00	0.00	0.00	0.00	
Advice to Debit Account	0.00	0.00	0.00	0.00	0.00	0.00	0.00	0.00	0.00	0.00	0.00	0.00	0.00	0.00	0.00	0.00	0.00	0.00	0.00	0.00	0.00	0.00	0.00	0.00	0.00	0.00	0.00	
Working Fund for FAPs	0.00	0.00	0.00	0.00	0.00	0.00	0.00	0.00	0.00	0.00	0.00	0.00	0.00	0.00	0.00	0.00	0.00	0.00	0.00	0.00	0.00	0.00	0.00	0.00	0.00	0.00	0.00	
Cash Disbursement Ceiling (CDC)	0.00	0.00	0.00	0.00	0.00	0.00	0.00	0.00	0.00	0.00	0.00	0.00	0.00	0.00	0.00	0.00	0.00	0.00	0.00	0.00	0.00	0.00	0.00	166,279.82	0.00	0.00	166,279.82	
TOTAL CASH DISBURSEMENTS	0.00	0.00	0.00	0.00	0.00	0.00	0.00	166,279.82	0.00	0.00	166,279.82	0.00	0.00	0.00	0.00	0.00	166,279.82	166,279.82	0.00	0.00	0.00	0.00	0.00	166,279.82	0.00	0.00	166,279.82	
NON-CASH DISBURSEMENTS	0.00	0.00	0.00	0.00	0.00	0.00	0.00	0.00	0.00	0.00	0.00	0.00	0.00	0.00	0.00	0.00	0.00	0.00	0.00	0.00	0.00	0.00	0.00	0.00	0.00	0.00	0.00	
Tax Remittance Advances Issued (TRA)	0.00	0.00	0.00	0.00	0.00	0.00	0.00	0.00	0.00	0.00	0.00	0.00	0.00	0.00	0.00	0.00	0.00	0.00	0.00	0.00	0.00	0.00	0.00	0.00	0.00	0.00	0.00	
Non-Cash Availment Authority (NCAA)	0.00	0.00	0.00	0.00	0.00	0.00	0.00	0.00	0.00	0.00	0.00	0.00	0.00	0.00	0.00	0.00	0.00	0.00	0.00	0.00	0.00	0.00	0.00	0.00	0.00	0.00	0.00	
Disbursements effected through outright deductions from claims (please specify)	0.00	0.00	0.00	0.00	0.00	0.00	0.00	0.00	0.00	0.00	0.00	0.00	0.00	0.00	0.00	0.00	0.00	0.00	0.00	0.00	0.00	0.00	0.00	0.00	0.00	0.00	0.00	
Overpayment of expenses(e.g. personnel benefits)	0.00	0.00	0.00	0.00	0.00	0.00	0.00	0.00	0.00	0.00	0.00	0.00	0.00	0.00	0.00	0.00	0.00	0.00	0.00	0.00	0.00	0.00	0.00	0.00	0.00	0.00	0.00	
Restitution for loss of government property	0.00	0.00	0.00	0.00	0.00	0.00	0.00	0.00	0.00	0.00	0.00	0.00	0.00	0.00	0.00	0.00	0.00	0.00	0.00	0.00	0.00	0.00	0.00	0.00	0.00	0.00	0.00	
Liquidated damages and similar claims	0.00	0.00	0.00	0.00	0.00	0.00	0.00	0.00	0.00	0.00	0.00	0.00	0.00	0.00	0.00	0.00	0.00	0.00	0.00	0.00	0.00	0.00	0.00	0.00	0.00	0.00	0.00	
Others(TEF, BTI-Documentary Stamp Tax, etc.)	0.00	0.00	0.00	0.00	0.00	0.00	0.00	0.00	0.00	0.00	0.00	0.00	0.00	0.00	0.00	0.00	0.00	0.00	0.00	0.00	0.00	0.00	0.00	0.00	0.00	0.00	0.00	
TOTAL NON-CASH DISBURSEMENTS	0.00	0.00	0.00	0.00	0.00	0.00	0.00	0.00	0.00	0.00	0.00	0.00	0.00	0.00	0.00	0.00	0.00	0.00	0.00	0.00	0.00	0.00	0.00	0.00	0.00	0.00	0.00	
GRAND TOTAL	0.00	0.00	0.00	0.00	0.00	0.00	0.00	166,279.82	0.00	0.00	166,279.82	0.00	0.00	0.00	0.00	0.00	166,279.82	166,279.82	0.00	0.00	0.00	0.00	0.00	166,279.82	0.00	0.00	166,279.82	

Particulars	Previous Report	This Month	As at Date
(1)	(2)	(3)	(4)
Total Disbursement Authorities Received	1,422,473,368.00	0.00	1,422,473,368.00
NCA	1,422,473,368.00	0.00	1,422,473,368.00
NTA	0.00	0.00	0.00
Working Fund	0.00	0.00	0.00
TRA	0.00	0.00	0.00
CDC	0.00	0.00	0.00
NCAA	0.00	0.00	0.00
Less: Notice of Transfer of Allocations (NTA)* issued	0.00	0.00	0.00
Total Disbursement Authorities Available	1,422,473,368.00	0.00	1,422,473,368.00
Less:	0.00	0.00	0.00
Lapsed NCA	0.00	0.00	0.00
Disbursements	1,211,051,731.60	166,279.82	1,211,218,011.42
Less: Other Non-Cash Disbursements	0.00	0.00	0.00
Disbursements effected through outright deductions from claims	0.00	0.00	0.00
Overpayment of expenses(e.g. personnel benefits)	0.00	0.00	0.00
Restitution for loss of government property	0.00	0.00	0.00
Liquidated damages and similar claims	0.00	0.00	0.00
Others (e.g. TEF, BTI, Docs Stamp, etc.)	0.00	0.00	0.00
Add/Less: Adjustments (e.g. cancelled/staled checks)	0.00	0.00	0.00
Balance of Disbursement Authorities as at date	211,421,636.40	(166,279.82)	211,255,356.58
Total Disbursements Program	4,112,488,758.00	207,851,000.00	4,320,339,758.00
Less: *Actual Disbursements	1,211,051,731.60	166,279.82	1,211,218,011.42
(Over)/Under spending	2,901,437,026.40	207,684,720.18	3,109,121,746.58

Notes: * The use of NTA is discouraged
Notes: ** Amounts should tally with the grand total disbursement (column 27).

Certified Correct:

ROMMEL R. RONDA
OIC, Accounting Division
Date: July 6, 2020

Recommending Approval:

JOSE A. RUIZ, JR.
Manager, Finance Services Department
Date: July 9, 2020

Approved:

ATTY. GLEN A. PANGAPALAN
Chief, Manager
Date: July 9, 2020