

QUARTERLY PHYSICAL REPORT OF OPERATION
As of 2018 June 30

BAR No. 1

Department: Budgetary Support to Government Corporations
Appropriations: Current Year Appropriations
Agency: Philippine Fisheries Development Authority
Operating Unit: N/A
Organization Code (UACS): 350100000000
Report Status: SUBMITTED

Particulars 1	UACS CODE 2	Physical Targets					Physical Accomplishments					Variance as of June 30 2018 13	Remarks 14
		1st Quarter 3	2nd Quarter 4	3rd Quarter 5	4th Quarter 6	Total 7=(3+4+5+6)	1st Quarter 8	2nd Quarter 9	3rd Quarter 10	4th Quarter 11	Total 12=(8+9+10+11)		
Part A													
I. Operations													
OO : Fish ports and other post-harvest facilities and services enhanced													
FISHERIES INFRASTRUCTURE DEVELOPMENT PROGRAM	3.101E+14												
Outcome Indicators													
1. Number of fish port/fishery infrastructure facilities and services rated as satisfactory													
or better													
Output Indicators						122							Note: As of June 30, 2018, a total of 121 fish ports (FPs) were constructed/rehabilitated/improved by the PFDA: - 16 FPs under the National Government Subsidy - 105 FPs from DA-BFAR fund.
1. Number of fish ports constructed/													
rehabilitated/improved					2	3							CY 2018 Target includes three (3) FP for rehabilitation and improvement projects (ZFPC, NFPC & SFPC) for completion by 2019.
2. Percentage of fish port projects completed													
according to plan schedule						90%							
II. Projects													
Operations	3E+14												
OO : Fish ports and other post-harvest facilities and services enhanced													
FISHERIES INFRASTRUCTURE DEVELOPMENT PROGRAM	3.1E+14												
Locally-Funded Projects)	3.101E+14												
Construction / Rehabilitation / Improvement of Fish Ports	3.101E+14												
Construction/ Rehabilitation/ Improvement of Fish Ports		1	0	4	5	10	1	1			2	8	

Prepared By: [Signature]
In coordination with: [Signature]
Approved By: [Signature]
Atty. Glen A. Pangapalan

Planning Services Head/Planning Officer: [Signature]
Date: 12/Jul/2018
Financial Services Head/Budget Officer: [Signature]
Date: 12/Jul/2018
Agency Head/Department Secretary: [Signature]
Date: 12/Jul/2018

This report was generated using the Unilevel Reporting System on 2/07/2018 17:04

STATEMENT OF APPROPRIATIONS, ALLOTMENTS, OBLIGATIONS, DISBURSEMENTS AND BALANCES
As of the Quarter Ending June 30, 2018

Department: Budgetary Support to Government Corporations
 Agency: Philippine Fisheries Development Authority
 Operating Unit: N/A
 Organization Code (UACS): 350100000000
 Fund Cluster: 01 - Regular Agency Fund

Authorization: 01 - Current Year Appropriations
 Report Status: SUBMITTED

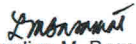
Particulars		UACS CODE	Appropriation		Allotments				Current Year Obligations					Current Year Disbursements					Balances					
			Authorized Appropriation	Adjustments (Transfer To/From, Realignment)	Adjusted Appropriations	Allotments Received	Adjustments (Withdrawal, Realignment)	Transfer To	Transfer From	Adjusted Total Allotments	1st Quarter Ending March 31	2nd Quarter Ending June 30	3rd Quarter Ending Sept. 30	4th Quarter Ending Dec. 31	Total	1st Quarter Ending March 31	2nd Quarter Ending June 30	3rd Quarter Ending Sept. 30	4th Quarter Ending Dec. 31	Total	Unreleased Appropriations	Unobligated Allotment	Unpaid Obligations (15-20) = (23+24)	
																							Due and Demandable	Not Yet Due and Demandable
1	2	3	4	5=(3+4)	6	7	8	9	10=[(6+7)-8+9]	11	12	13	14	15= (11+12+13+14)	16	17	18	19	20= (16+17+18+19)	21=(5-10)	22=(19-15)	23	24	
I. Agency Specific Budget																								
Subsidies	01101277																							
Operations	3000000000000000	397,800,000.00		397,800,000.00	397,800,000.00				397,800,000.00	32,522.30				32,522.30		22,845.50			22,845.50		397,767,477.70	9,676.80		
OO: Fish ports and other post-harvest facilities and services enhanced	3100000000000000	397,800,000.00		397,800,000.00	397,800,000.00				397,800,000.00	32,522.30				32,522.30		22,845.50			22,845.50		397,767,477.70	9,676.80		
FISHERIES INFRASTRUCTURE DEVELOPMENT PROGRAM	3101000000000000	397,800,000.00		397,800,000.00	397,800,000.00				397,800,000.00	32,522.30				32,522.30		22,845.50			22,845.50		397,767,477.70	9,676.80		
Locally-Funded Project(s)	3101002000000000	397,800,000.00		397,800,000.00	397,800,000.00				397,800,000.00	32,522.30				32,522.30		22,845.50			22,845.50		397,767,477.70	9,676.80		
Construction / Rehabilitation / Improvement of Fish Ports	3101002000010000	397,800,000.00		397,800,000.00	397,800,000.00				397,800,000.00	32,522.30				32,522.30		22,845.50			22,845.50		397,767,477.70	9,676.80		
MOOE		397,800,000.00		397,800,000.00	397,800,000.00				397,800,000.00	32,522.30				32,522.30		22,845.50			22,845.50		397,767,477.70	9,676.80		
Sub-Total, Agency-Specific		397,800,000.00		397,800,000.00	397,800,000.00				397,800,000.00	32,522.30				32,522.30		22,845.50			22,845.50		397,767,477.70	9,676.80		
PS									397,800,000.00	32,522.30				32,522.30		22,845.50			22,845.50		397,767,477.70	9,676.80		
MOOE		397,800,000.00		397,800,000.00	397,800,000.00				397,800,000.00	32,522.30				32,522.30		22,845.50			22,845.50		397,767,477.70	9,676.80		
Fin Ex																								
CO																								
II. Automatic Appropriations																								
Sub-Total, Automatic Appropriations																								
PS																								
MOOE																								
Fin Ex																								
CO																								
III. Special Purpose Fund																								
Sub-Total, SPF																								
PS																								
MOOE																								
Fin Ex																								
CO																								
GRAND TOTAL		397,800,000.00		397,800,000.00	397,800,000.00				397,800,000.00	32,522.30				32,522.30		22,845.50			22,845.50		397,767,477.70	9,676.80		
PS									397,800,000.00	32,522.30				32,522.30		22,845.50			22,845.50		397,767,477.70	9,676.80		
MOOE		397,800,000.00		397,800,000.00	397,800,000.00				397,800,000.00	32,522.30				32,522.30		22,845.50			22,845.50		397,767,477.70	9,676.80		
Fin Ex																								
CO																								


Certified Correct:


Certified Correct:


Recommended By:

Approved By:


 Marcelina M. Basamot
 Chief, Budget Division
 Date: 10/Jul/2018


 Leah N. Dela Cruz
 Chief, Accounting Division
 Date:


 Jose A. Ruiz, Jr.
 Manager, Finance Services Department
 Date: 11/Jul/2018


 Atty. Glen A. Pangapalan
 General Manager
 Date: 11/Jul/2018

MONTHLY REPORT OF DISBURSEMENTS

For the month of June, 2018

Department: Budgetary Support to Government Corporations										Agency: Philippine Fisheries Development Authority										Operating Unit: N/A									
Organization Code (UACS): 350100000000										Fund Cluster: 01 - Regular Agency Fund										Report Status: SUBMITTED									
PARTICULARS	CURRENT YEAR BUDGET					PRIOR YEAR'S BUDGET										SUB-TOTAL	TRUST LIABILITIES					GRAND TOTAL					REMARKS		
	PS	MOOE	Fin. Exp	CO	TOTAL	PS	MOOE	Fin. Exp	CO	Sub-Total	PS	MOOE	Fin. Exp	CO	Sub-Total		TOTAL	PS	MOOE	CO	TOTAL	PS	MOOE	Fin. Exp	CO	TOTAL			
1	2	3	4	5	6=(2+3+4+5)	7	8	9	10	11=(7+8+9+10)	12	13	14	15	16=(12+13+14+15)	17=(11+16)	18=(6+17)	19	20	21	22=(19+20+21)	23	24	25	26	27=(23+24+25+26)	28		
Notice of Cash Allocation (NCA)		22,845.50			22,845.50		14,337,447.32			14,337,447.32						14,337,447.32	14,360,292.82							14,360,292.82		14,360,292.82			
MDS Checks Issued																													
Advice to Debit Account		22,845.50			22,845.50		14,337,447.32			14,337,447.32						14,337,447.32	14,360,292.82							14,360,292.82		14,360,292.82			
Notice of Transfer of Allocation (NTA)																													
MDS Checks Issued																													
Advice to Debit Account																													
Working Fund (NCA issued to BTr)																													
Tax Remittance Advances Issued (TRA)																													
Cash Disbursement Ceiling (CDC)																													
Non-Cash Availment Authority (NCAA)																													
Others (CDT, BTr Docs Stamp, etc.)																													

Summary

PARTICULARS	PREVIOUS REPORT	CURRENT MONTH	AS OF DATE
(1)	(2)	(3)	(4)
Total Disbursement Authorities Received			
NCA	373,376,845.00	6,510,558.00	379,887,403.00
Working Fund			
TRA			
CDC			
NCAA			
Others (CDT, BTr Docs Stamp, etc.)			
Less: Notice of Transfer Allocations (NTA) issued			
Total Disbursements Authorities Available	373,376,845.00	6,510,558.00	379,887,403.00
Less:			
Lapsed NCA			
Disbursements	332,224,410.47	14,360,292.82	346,584,703.29
Balance of Disbursements Authorities as of to date	41,152,434.53	(7,849,734.82)	33,302,699.71
Total Disbursements Program	1,333,565,214.00	93,862,000.00	1,427,427,214.00
Less: Actual Disbursements	332,224,410.47	14,360,292.82	346,584,703.29
(Over)/Under spending	1,001,340,803.53	79,501,707.18	1,080,842,510.71

Certified Correct:

Jose A. Ruiz, Jr.

Manager, Finance Services Department

Date: 11/Jul/2018

Approved By:

[Signature]
Atty. Gen. A. Pangapalan
General Manager

Date: 11/Jul/2018

This report was generated using the Unified Reporting System on 11/07/2018 12:56