

2020 ANNUAL REPORT



**TENACITY AND SUCCESS
IN TRYING TIMES**



PHILIPPINE FISHERIES DEVELOPMENT AUTHORITY



Editor-in-Chief: Mc Christian Julius A. Macaranas II
Associate Editor: Miguel M. Pilarta
Layout Artists: Mark Angelo N. Perez • Paul Vicent R. del Rosario
Writers: Miguel M. Pilarta • Paul Vicent R. del Rosario
Photographer: Johnny A. Basamot
Circulation: Ali-Jim P. Subang
Editorial Advisers: Ms. Iris R. De Vera • Atty. Jose R. Ruiz III
Contributors: PFDA Departments, Units, and Regional Fish Ports

Telephone Number: 8925-6139 **Email:** pid@pfda.gov.ph

This issue is available in PDF. For copies, please send requests via email or scan the QR code and check Annual Reports under the Transparency Seal.



Market Hall
PFDA - General Santos Fish Port Complex



ABOUT THE COVER



Globally, Filipinos are recognized for being hospitable, for our beauty and talent, for having a contagious positive perspective in life, but what the world should know more of is our resiliency.


The Philippines has gone through a lot these past few years. From never ending difficulties to shedding light on important environmental topics, our country has been trying to fight for our welfare and make our country a better place to live in. We thought that the only problem we should be facing are the ones broadcasted on televisions, printed on newspapers, aired on radios, and shared online, then COVID-19 happened.

In this year's cover, our resiliency is the core. We are now living in a time where wearing face masks, maintaining our distances, and keeping ourselves sanitized is the new normal. The life in pandemic is undeniably hard, but Filipinos are undoubtedly striving harder.

In this cover, blue represents the waves of hope. We may now be crashing on the shore, but just like waves, we will rise. The color gold embodies our tenacity and success towards achieving our goals, that despite of these trying times, PFDA still is committed on serving our Filipino people.

WHAT'S INSIDE?

A Message from the Chairperson of PFDA Board of Directors	3
A Message from the PFDA General Manager	5
Agency Profile	7
Vision	8
Mission	
Core Values	
Corporate Social Responsibility Statement	
2020 Performance Scorecard	10
2020 Performance Highlights	11
isDA ON THE GO	14
2020 Financial Highlights	17
Utilization Rate of PFDA Facilities	18
2020 PFDA Operational Highlights	19
PFDA Quality Management System	21
Trainings and Career Development Programs	25
On the Operations of the Fish Ports and other Fishery Post-Harvest Facilities	27
Regional Fish Ports	
Navotas Fish Port Complex	33
Iloilo Fish Port Complex	35
Zamboanga Fish Port Complex	37
Camaligan Fish Port	39
Lucena Fish Port Complex	41
Davao Fish Port Complex	43
Sual Fish Port	45
General Santos Fish Port Complex	47
Bulan Fish Port Complex	49
Agency Milestones	
PFDA RFPs amid COVID-19 pandemic	53
PFDA goes virtual	55
Top Management goes to Mindanao	57
Gender and Development Focal Point System	59
Organizational Structure	
Board of Directors	63
Directory of Officers	67
Central Office	
Regional Fish Ports	
2019 Audited Financial Statement	71
Whistleblowing Policy	79
Statement of Management's Responsibility for the Financial Statements	81



WILLIAM D. DAR, PhD
Secretary, Department of Agriculture

A MESSAGE FROM **THE CHAIRPERSON** **PFDA BOARD OF DIRECTORS**

The year 2020 is a year like none other in modern times. Considered as one of the most challenging years for Philippine Agriculture, our farmers and fisherfolks suffered massive shocks – from a volcanic eruption, animal infections, pest infestations, typhoons and monsoon rains, to a global health crisis caused by the COVID-19 that wreaked havoc to the Philippine economy.

While 2020 was a year beset with obstacles, it was also the year when the Philippine Agriculture stepped up to the challenge and helped the country's economy to stay afloat by providing sufficient supply of basic food commodities for the Filipinos to ensure food security. Indeed, now more than ever, our food security frontliners – our farmers and fisherfolk – play a crucial role in our fight against COVID-19.

The Department of Agriculture (DA) recognizes the vital contributions made by the Philippine Fisheries Development Authority (PFDA) in the fisheries sector through their unwavering goal to improve, rehabilitate, and modernize the country's fishery post-harvest facilities. Looking back at the full fiscal year, the PFDA posted a modest performance and fiscal growth for 2020. While conditions were challenging in most markets, the PFDA continued to pursue its commitment to deliver the highest standards of quality for its clients and stakeholders.

Furthermore, in line with the DA's goal of maintaining food accessibility and price stability, the PFDA's CSR project, "isDA ON THE GO", provided the people living in Metro Manila and nearby provinces with more options to access affordable fish and fishery products during the protracted community quarantine.

As we look ahead, the DA family, together with the PFDA, will continue to build a food-secure and resilient Philippines with our prosperous farmers and fisherfolk.

I am confident that the PFDA will continue to deliver value for its clients and shareholders while bringing the fisheries sector to greater heights.

WILLIAM D. DAR, PhD
Secretary, Department of Agriculture



ATTY. GLEN A. PANGAPALAN
PFDA General Manager

A MESSAGE FROM **THE GENERAL MANAGER**

I am honored to present the key accomplishments of the Philippine Fisheries Development Authority for fiscal year 2020. This Report spotlights the notable achievements by our agency during the extraordinarily grueling fiscal year. Often regarded as a year like no other, the incessant spread of COVID-19 in 2020 threatened to reverse the hard-earned performance gains of our agency in the past years. Even so, we did not lose focus on our agency's goals and aspirations. It was not an easy year for all of us, but our agency's performance for the entire fiscal year remained strong and at par with our recent years' achievements.

Uncertainty and complexity were the norms for most of 2020, but adaptability became an essential skill for all of us. Major adjustments and new strategies had to be put in place by our agency in record time in order for us to safely navigate through the crisis. While implementing all necessary protocols and measures to protect our workforce from the life-threatening coronavirus, we seized several opportunities to ensure smooth delivery of quality service to our clients, stakeholders, and the general public as manifested by the ISO 9001:2015 certification of our Central Office and Regional Fish Ports.

Even during the height of the pandemic, our technical operations did not lose sight of our mission to elevate the status of our fisheries sector by continuing to modernize our fishery post-harvest infrastructure, facilities, and essential services. Despite the imposition of policies that restricted mobility during the lockdown, the construction, renovation, and improvement of our flagship projects remained unhampered and are still set to be finished in record time. Once completed in the next few years, these infrastructures are expected to serve not only the fishery sector but all sectors of Philippine Agriculture.

It is also worth noting that our goal to provide a sufficient supply of fish and fishery products to millions of Filipinos during the strict community quarantine was met head on in 2020. Our banner Corporate Social Responsibility project, isDA ON THE GO (iOTG), continued to provide affordable fish and fishery products to the residents of Metro Manila and adjacent provinces. As we aspire to expand the iOTG project to more provinces across the country in the coming years, I am hoping to realize our agency's mission to provide outstanding service to each Filipinos.

Throughout our more than four decades of existence, the workforce of PFDA and the entire fisheries sector have embraced constant change. This year, albeit harder, is no different. Because an unforeseen crisis of this scale does not come with a handbook, I am proud of how everyone in our agency rose to the occasion and responded to each challenge with grit and resilience, while still being guided by our core values and vision. I am confident that we will all emerge even stronger in the better normal as we continue to contribute to the attainment of the Department of Agriculture's vision of a food-secure and resilient Philippines with prosperous fisherfolks.

ATTY. GLEN A. PANGAPALAN
General Manager, PFDA



AGENCY PROFILE

The Philippine Fisheries Development Authority (PFDA) is a government-owned and controlled corporation (GOCC) attached to the Department of Agriculture. It is mandated to promote the development of the country's fishing industry through the provision of post-harvest infrastructure facilities and essential services that improve efficiency in the handling and distribution of fish and fishery products and enhance their quality.

In 1976, the Philippine Fish Marketing Authority (PFMA) was created by virtue of Presidential Decree No. 977 to address and provide solutions to the fishing industry's post-harvest problems. In 1982, the PFMA was renamed as Philippine Fisheries Development Authority through Executive Order 772 (amending PD 977) with increased functions and powers and a revised constitution of the Board of Directors.

At present, the PFDA manages nine regional fish ports (RFP), one municipal fish port (MFP), and four ice plants and cold storage facilities (IPCS) which serve as trading hubs for the post-harvest handling, trading, and distribution of fish and fishery products across the country. With several rehabilitation and modernization projects underway, the PFDA continues to enhance its services by building effective and sustainable post-harvest facilities and infrastructure for the thriving fisheries industry, paving the way for a food-secure and resilient Philippines in the years to come.

MISSION

- Establish a new, upgrade, and maintain existing fishery postharvest infrastructure and facilities;
- Conduct our operations prudently, providing viability and financial growth to assure continuous improvement of port facilities and delivery of quality service;
- Satisfy our stakeholders business need with timely and quality service;
- Work as a team with dedication in an environment that ensures growth opportunities and employee engagement that will translate to quality service.

VISION

The leader of fishery post-harvest services towards a food secure and resilient Philippines by 2025.

CORPORATE SOCIAL RESPONSIBILITY STATEMENT

PFDA ensures transparency, accountability and compliance with statutory laws on good governance in all aspects of our operations, in serving our stakeholders and communities, in the sustenance of the environment, in our communication plans, and in adherence to gender and development principles.

CORE VALUES

Provide Outstanding Service
Foster a Culture of Integrity, Accountability, and Teamwork
Demonstrate Authentic and Transformational Leadership
Adhere to Excellence in Corporate Governance

2020 PERFORMANCE SCORECARD

BASED ON GCG SCORECARD



Customers/ Stakeholders

Expanded Client Base and Enhanced Customers Service Satisfaction

- Client/Port Users Served (with PTCB)
- Percentage of Satisfied Customers
 1. Lessees
 2. Market Operators
 3. Processors, Ice Plants, Cold Storage Operators
 4. Other PTCB Holders



Finance

Increase Revenue Sources to Achieve Sustainable Income

- EBITDA (in ₱ M)
- Collection Efficiency (current)
- Collection Efficiency (arrears)
- Budget Utilization Rate



Internal Process

Increase Efficiency in Utilization of Post-harvest Facilities

- Utilization rate of port facilities:
 1. Market Hall
 2. Cold Storage
 3. Ice Plant
 4. Processing Areas and Building Spaces
 5. Commercial and Industrial Areas

Increase Efficiency in Project Implementation

- Rehabilitation / Repair / Improvement Projects

1. NFPC Facilities (2017 GAA Tier 1 and 2 ₱335 M)	4. LFPC (₱164,430 M)
2. IFPC (₱191,480 M)	5. ZFPC (₱395.96 M)
3. DFPC (₱73,280 M)	6. SFP (₱13,546 M)
	7. NFPC (₱292 M)
	8. CFP (₱6.92 M)
- No. of Projects Completed



Learning and Growth

Enhance Organizational Capabilities and Institutionalize Total Quality Management

- ISO 9001:2015 Certification
- Automation of PFDA's operation

1. Development of Systems	2. Installation of Systems
---------------------------	----------------------------

Strengthen Manpower Capacities through Trainings and Skills Development Activities, and Agency Competency-Based Recruitment System

- Percentage of Incumbents Meeting Required Competencies

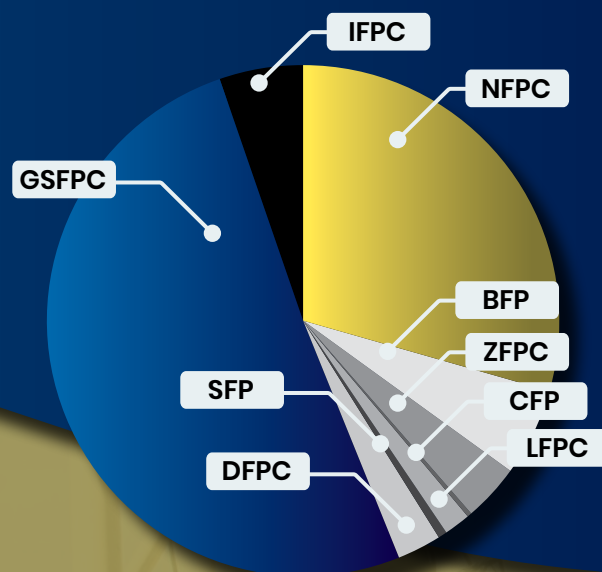
 **Market Hall**
PFDA - Navotas Fish Port Complex

Scan the QR code for the full copy of the
PFDA Performance Scorecard and Strategy
Map under the Transparency Seal.




2020 PERFORMANCE HIGHLIGHTS

Clients Served/ PTCB		
RFP	Total	% of Total
NPFC	14,668	29.66%
IFPC	2,767	5.59%
ZFPC	1,781	3.60%
CFP	86	0.17%
LFPC	777	1.57%
SFP	349	0.71%
DFPC	1,352	2.73%
GSFPC	25,099	50.75%
BFP	2,578	5.21%
Total	49,457	100.00%



Volume of Fish Unloading (in MT)			
RFP	2019	2020	% increase (decrease)

RFP	2019	2020	% increase (decrease)
NPFC	214,472	187,969	(14.10)
IFPC	30,342	24,903	(21.84)
ZFPC	6,001	3,288	(82.51)
CFP	565	21	(2590.48)
LFPC	20,078	21,296	5.72
SFP	3,145	2,848	(10.43)
DFPC	5,695	2,135	(166.74)
GSFPC	250,815	287,079	12.63
BFP	0	28,749	100.00
Total	531,095	558,288	4.87



Data Source:
PFDA - Corporate Planning
and MIS Department

2020 PERFORMANCE HIGHLIGHTS

Volume of Fishery Processed Products			
RFP	2019	2020	% increase (decrease)

RFP	2019	2020	% increase (decrease)
ZPFC	915	1,310	30.15
CFP	568	225	(152.44)
GSFPC	645	1,364	52.7
Total	2,128	2,899	26.60

Volume of Ice Production			
RFP	2019	2020	% increase (decrease)

RFP	2019	2020	% increase (decrease)
ZPFC	7,137	7,485	4.65
CFP	415	202	(105.45)
DFPC	6,858	6,091	(12.59)
GSFPC	15,059	17,512	14.01
Total	2,128	2,899	26.60

Number of Fishing and Non-Fishing Vessel Arrivals			
RFP	2019	2020	% increase (decrease)

RFP	2019	2020	% increase (decrease)
NPFC	13,084	13,696	4.47
IFPC	1,652	1,514	(9.11)
ZFPC	8,705	9,009	3.37
CFP	18	9	(100.00)
LFPC	12,548	7,523	(66.80)
SFP	453	412	(9.95)
DFPC	2,382	1,312	(81.55)
GSFPC	13,847	12,629	(9.64)
BFP	0	40,499	100.00
Total	52,689	86,603	39.16

Data Source:
PFDA - Corporate Planning
and MIS Department

2020 PERFORMANCE HIGHLIGHTS



Top 5 Fish Species

NFPC

Species	Volume (in MT)
GG(LL)	2,917.109
GG(BB)	2,323.200
Bangus (Milk fish)	1,585.483
Tulingan (Frigate tuna)	923.764
Mat-an (Japanese mackerel)	869.937

LFPC

Species	Volume (in MT)
Bangus (Milk fish)	245.903
Galunggong (Round scad)	231.589
Tulingan (Frigate tuna)	161.452
Tamban (Indian sardines)	127.181
Burao (Island mackerel)	108.878

IFPC

Species	Volume (in MT)
Bangus (Milk fish)	520.504
Aloy (Bullet tuna)	270.157
Tamodios	230.194
Tuloy (Sardines)	143.804
Mat-an (Japanese mackerel)	127.645

SFP

Species	Volume (in MT)
Galunggong (Round scad)	102.818
Tulingan (Frigate tuna)	55.909
Gulyasan (Skipjack tuna)	54.400
Dorado	51.500
Tambakol	35.000

ZFPC

Species	Volume (in MT)
Matangbaka (Big-eyed scad)	60.540
Mat-an (Japanese mackerel)	28.676
Salay-salay (Crevalle)	21.375
Marot	15.107
Tamban (Indian sardines)	13.005

DFPC

Species	Volume (in MT)
Moro-moro (Round scad)	9.677
Pirit (Skipjack tuna)	6.479
Bilong-bilong (Moon fish)	6.317
Caraballas (Island mackerel)	2.722
Perit (Skipjack tuna)	1.500

GSFPC

Species	Volume (in MT)
Skipjack tuna (Foreign Reefer Vessels)	11,599.625
Perit (Skipjack tuna)	3,863.598
Skipjack tuna (Frozen)	2,811.318
Sambagon (Skipjack tuna)	2,005.558
Skipjack Tuna (Frozen/Local)	1,864.587

BFPC

Species	Volume (in MT)
Lawlaw (Sardinella)	14,872
Dilis (Anchovy)	3,221
Turingan (Skipjack)	2,784
Bangus (Milkfish)	2,563
Galunggong (Roundscad)	2,343

CFP

Species	Volume (in MT)
Galunggong (Round scad)	21.000

TCFP

Species	Volume (in MT)
Budlis (Skipjack)	1,499
Bangus (Milkfish)	1,460
Yellow Fin (Yellow Fin)	641
Budloy (Roundscad)	505
Buraw (Short Mackerel)	108

Data Source:
PFDA - Information Corporate Reporting System

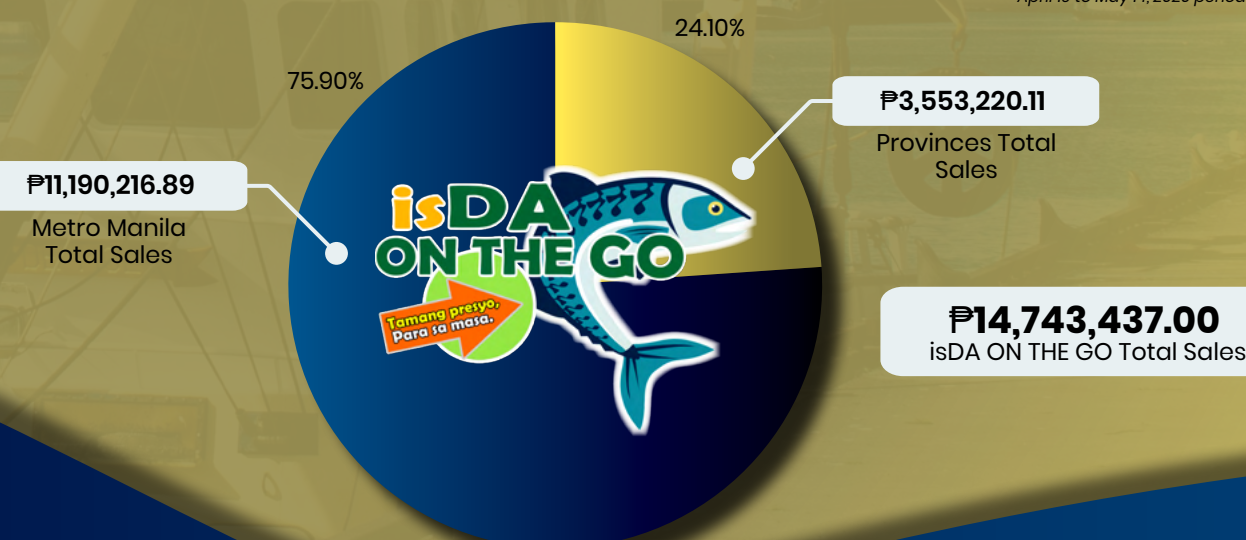
2020 PERFORMANCE HIGHLIGHTS



isDA ON THE GO data

Location	Number of Suppliers	Total Volume Sold (in kg)	TOTAL SALES (in PHP)
Provinces			
Bulacan*	2	6,374.86	1,011,559.68
Laguna*	2	490.37	77,812.28
Tarlac*		2,000.72	317,474.12
Pampanga*	2	1,118.05	177,412.01
Rizal*	2	882.67	140,062.11
Batangas*	2	2,393.02	379,723.94
Cavite*	2	784.60	124,499.65
Nueva Ecija*	2	8,348.12	1,324,676.31
Subtotal		22,392.42	3,553,220.11
Metro Manila			
Waltermart*	2	8,171.08	1,296,663.29
Private Partners*	2	33,176.50	5,330,075.00
Kadiwa on Wheels**	4	22,061.30	4,473,210.00
Market on Wheels***	1	865.80	90,268.60
Subtotal		64,274.68	11,190,216.89
TOTAL		86,667.10	14,743,437.00

* March 15 to September 30, 2020 period
** March 15 to December 31, 2020 period
*** April 19 to May 14, 2020 period



Data Source:
PFDA - Corporate Planning and MIS
Department, Operations Services
Department

isDA ON THE GO Highlights

After more a year from its official launch, isDA ON THE GO, the Philippine Fisheries Development Authority's flagship Corporate Social Responsibility (CSR) Project, has expanded to 55 locations and continues to supply affordable and quality fish and fishery products amid the community quarantine due to COVID-19 pandemic.

The iOTG project has sold more than 86,700 kilos of fish and fishery products, benefiting around 308,000 families. Further, the 55 locations are distributed in four modalities: retailing market; KADIWA partnership; direct sales to groups, institutions, and villages; and market on wheels. Retailing markets are located in 22 Waltermart supermarket outlets in Metro Manila, Bulacan, Tagaytay City, Nueva Ecija, Tarlac, Pampanga and Batangas.

Meanwhile, isDA ON THE GO outlets through KADIWA Partnership, a tie-up program with the Department of Agriculture's marketing program "Kadiwa ni Ani at Kita",

are currently located in 19 various areas in Quezon City, Marikina City, Taguig City, Navotas City, Pasig City, and Cainta City, Rizal. Private retailers and direct sales are outlets in 14 locations led by private individuals or groups in various institutions and villages like Eco-Friendly Women of NFPC, St. Luke's Hospital, Taguig, Sikatuna Villager, and Don Jose Heights in Quezon City.

Lastly, market on wheels are isDA ON THE GO outlets located at scheduled trade fairs initiated by Local Government Units (LGUs). The project was officially launched last April 8, 2019 in Antipolo City, Rizal as the pilot location. The project offers various fish species including galunggong, tulingan, mackerel, cream dory, salay-salay, squid rings, pampano, mixed seafoods, tuna belly, tuna panga, among others.

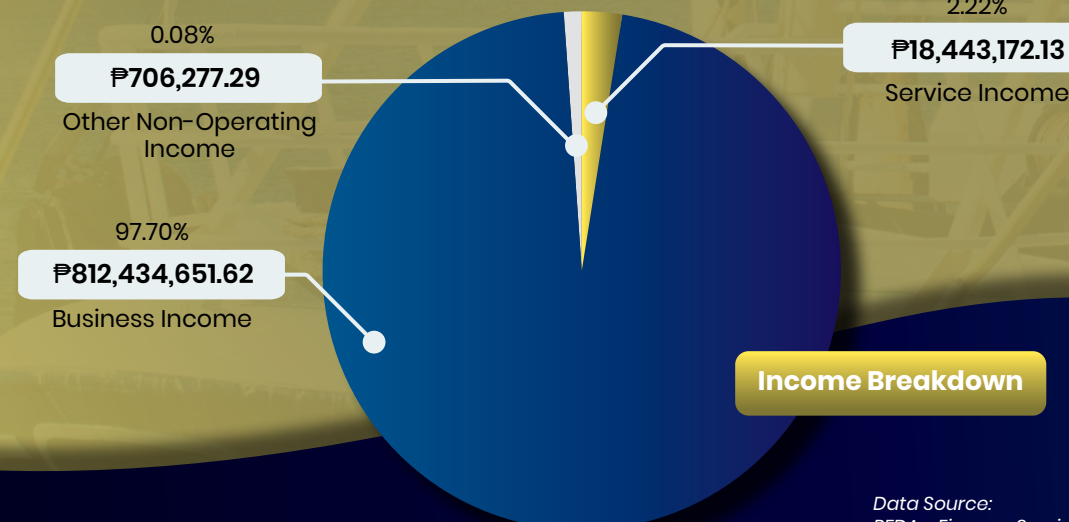


2020 FINANCIAL HIGHLIGHTS



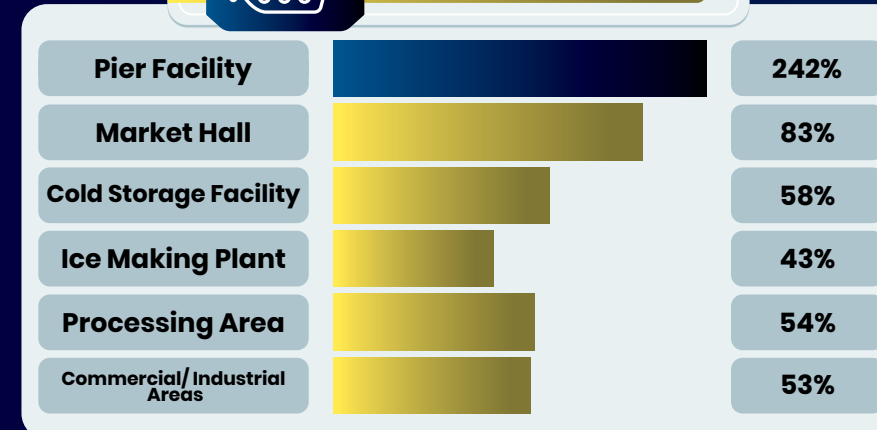
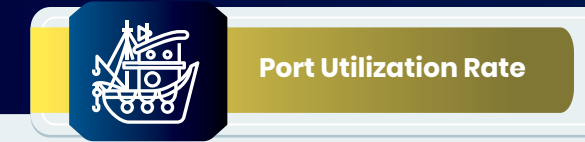
Breakdown of Gross Income per RFP / Operating Unit

RFP	Total	% of Total
NFPC	₱423,753,484.97	50.96%
GSFPC	₱177,528,173.22	21.35%
IFPC	₱79,869,841.98	9.60%
ZFPC	₱52,411,943.43	6.30%
LFPC	₱34,217,193.42	4.11%
DFPC	₱26,727,244.95	3.21%
BFP/TACLOBAN	₱17,515,311.89	2.11%
CO/MFP/IPCS	₱7,124,885.06	0.86%
SFP	₱6,511,293.34	0.78%
CFP	₱5,924,728.78	0.71%
Total	₱831,584,101.04	100.00%



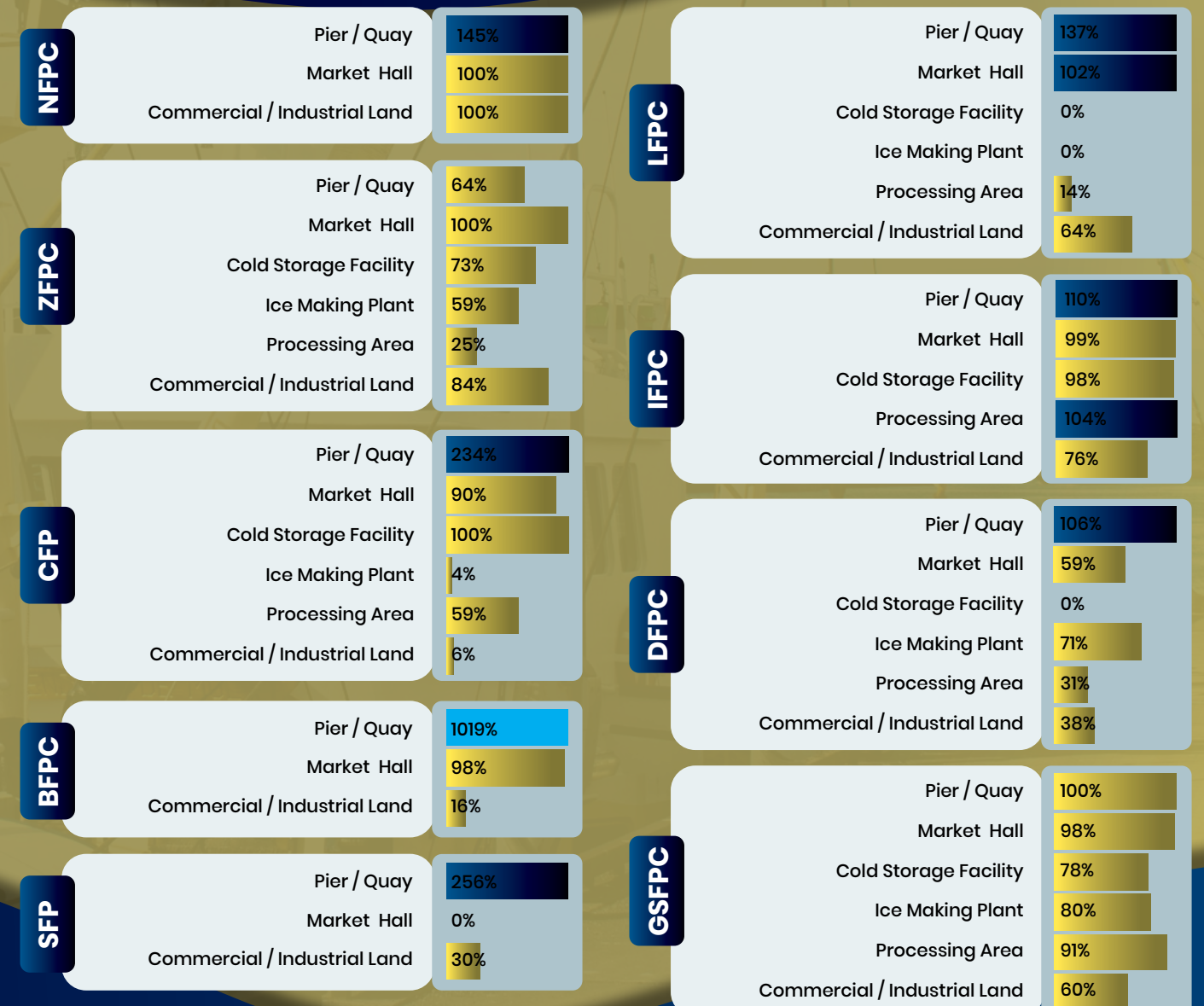
Data Source:
PFDA - Finance Services Department

UTILIZATION RATE OF PFDA FACILITIES



Data Source:
PFDA - Corporate Planning
and MIS Department

> 1000% Utilization Rate
> 100% Utilization Rate
0% to 100% Utilization Rate



2020 OPERATIONAL HIGHLIGHTS

ON THE STATUS OF IMPLEMENTATION OF THE FISH PORT DEVELOPMENT PROGRAM

1. Build Build Build Projects

1. Rehabilitation/Improvement of LFPC

34.80%

2. Rehabilitation/Improvement of DFPC

28.43%

3. Rehabilitation/Improvement of IFPC

34.99%

4. Detailed Engineering & Design - Rehabilitation/Improvement of ZFPC

100%

5. Detailed Engineering & Design - Upgrading/Rehabilitation of NFPC

87.47%

6. Detailed Engineering & Design - Upgrading/Rehabilitation of CFP

93.33%

7. Detailed Engineering & Design - Upgrading/Rehabilitation of SFP

20%

Data Source:
PFDA - Corporate Planning and MIS Department,
Technical Services Department



2020 OPERATIONAL HIGHLIGHTS

2. Construction/Rehabilitation/Improvement of Fishery Post-Harvest Facilities

Completed Projects:

- Construction of Dolores Fish Port, Eastern Samar;
- Construction of Sta. Monica Fish Port, Surigao del Norte;
- Construction of Bulan Fish Port, Sorsogon; and
- Repair /Rehabilitation/Improvement of facilities at NFPC.

On-going Projects:

- Construction of Mariveles Fish Port, Bataan;
- Construction of Basay Fish Port, Negros Oriental;
- Construction of Real Fish Port (Phase 2), Quezon;
- Upgrading of pier and repair of building facilities at ZFPC; and
- Improvement of facilities and utilities at NFPC.

3. On the Expansion and Improvement of General Santos Fish Port Complex (GSFPC)

The Feasibility Study (FS) for the expansion and improvement of GSFPC conducted by the Joint Venture of PRIMEX, INC. and EDCOP under the NEDA FS Fund was completed on September 12, 2020. The PFDA endorsed the project to the DA Wide Clearinghouse System on November 20, 2020 for their evaluation and was subsequently approved and endorsed by the DA Secretary to the NEDA ICC on December 17, 2020.

Data Source:
PFDA - Corporate Planning and MIS Department,
Technical Services Department



PFDA QUALITY MANAGEMENT SYSTEM

ISO 9001:2015 re-certification of PFDA units

The year 2020 ended well for the Philippine Fisheries Development Authority (PFDA) - Quality Management System (QMS) after successfully complying with the requirements of the International Organization for Standardization (ISO) 9001:2015 surveillance audits for Central Office and six of its Regional Fish Ports (RFPs).

The PFDA – Central Office and RFPs namely: Navotas Fish Port Complex (NFPC), Davao Fish Port Complex (DFPC), General Santos Fish Port Complex (GSFPC), Iloilo Fish Port Complex (IFPC), Lucena Fish Port Complex (LFPC), and Zamboanga Fish Port Complex (ZFPC), secured ISO 9001:2015 recertification after passing their respective annual surveillance audit.

The QMS for the PFDA Central Office involves Public Administration covering Project Management while the QMS for the six mentioned RFPs cover Market and Harbor Operation.

The recertification for NFPC, DFPC, GSFPC, IFPC, and LFPC were issued after the surveillance audit conducted by the SOCOTEC Certification Philippines, Inc., a recognized management

systems solution provider, in the concerned offices on separate dates from December 18 – 26, 2020.

Meanwhile, certification for the PFDA Central Office and ZFPC were issued by the TÜV Rheinland, another established ISO certifying body, after passing the surveillance audit on December 29, 2020.

The ISO certification for government agencies is in line with Executive Order No. 605, Series of 2007 entitled 'Institutionalizing the Structure, Mechanisms and Standards to Implement the Government Quality Management Program, Amending for the Purpose Administrative Order No. 161, Series of 2006.' ISO 9001 is the international standard that specifies requirements for a QMS, which ensures consistency of products and services through quality processes.

The ISO surveillance audit is conducted annually after the first successful certification to ensure that the organization is continuing to comply with ISO standards and usually takes place at the end of each year within the three-year certification cycle.

Certificate

Standard **ISO 9001:2015**
Certificate Registr. No. **01 100 1934981**
Certificate Holder: **Philippine Fisheries Development Authority**
2nd Floor, Philippine Coconut Authority Annex Building 1,
Elliptical Road, Quezon City, Philippines

including the locations according to annex
Scope: **Public Administration Covering Project Management and Harbor and Market Operation**

Proof has been furnished by means of an audit that the requirements of ISO 9001:2015 are met.
Validity: The certificate is valid from 2020-01-09 until 2023-01-08. First certification 2020

2020-01-09

TÜV Rheinland Cert GmbH
Am Grauen Stein · 51105 Köln

www.tuv.com
www.tuv.com



juv.com



Page 1 of 1

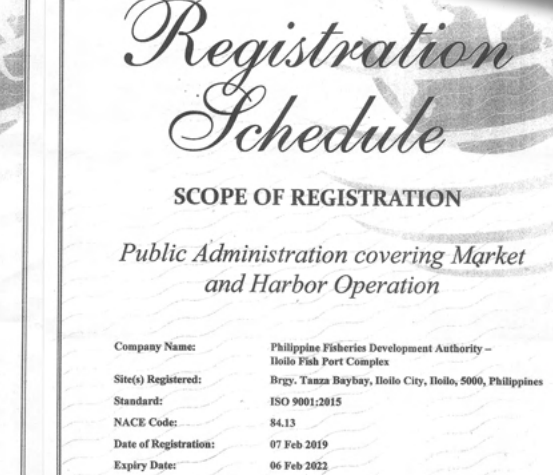
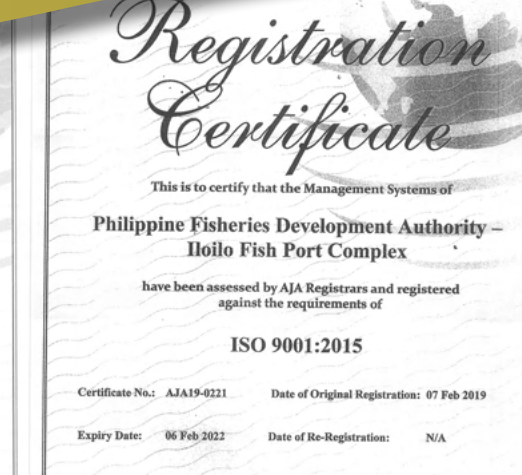

Annex to certificate

Standard **ISO 9001:2015**
Certificate Registr. No. **01 100 1934981**

No.	Location	Scope
/01	Philippine Fisheries Development Authority 2nd Floor, Philippine Coconut Authority Annex Building 1, Elliptical Road, Quezon City, Philippines	Project Management
/02	Zamboanga Fish Port Complex Barangay Sangali, Zamboanga City, Philippines	Harbor and Market Operation

2020-01-09

TÜV Rheinland Cert GmbH
Am Grauen Stein · 51105 Köln



PFDA QUALITY MANAGEMENT SYSTEM

Automation of PFDA Services

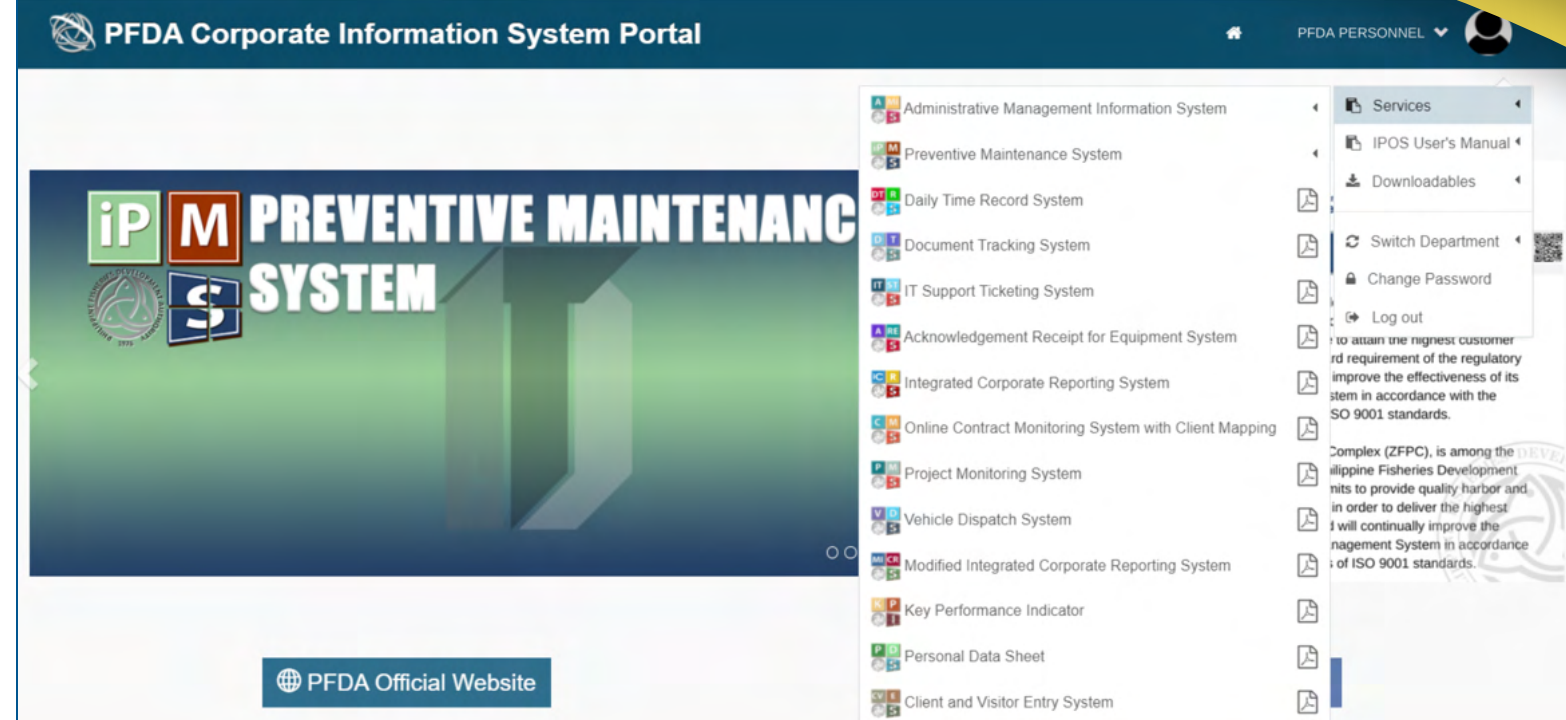
The longstanding plans towards the complete automation of PFDA services have been considerably accelerated by the COVID-19 pandemic. The adoption of the PFDA Computerized Systems was actually put into effect by PFDA Office Order No. 11 (s. 2019) in 2019 which means that prior to the pandemic, the PFDA Portal was already an integral part of the workforce. However, the potential that digitalization offers was not completely realized. The COVID-19 pandemic caused a sudden shift to recalibrate strategies to achieve organizational excellence and empower efficient collaboration across all units of PFDA as we settle on a sustainable new normal.

Led by the Corporate Planning and Management Information Services Department – Information Technology Division (CPMISD-ITD), the establishment of the portal is in line with the agency's commitment to develop the automation of various internal services that will provide better

services to its employees, clients, stakeholders, and the general public.

As of this year, the computerized services included in the PFDA Corporate Information Systems Portal are the following: Administrative Management Information System, Preventive Maintenance System, Daily Time Record System, Document Tracking System, IT Support Ticketing System, Acknowledgement Receipt for Equipment System, Integrated Corporate Reporting System, Online Contract Monitoring System with Client Mapping, Project Monitoring System, Vehicle Dispatch System, Modified Integrated Corporate Reporting System, and Key Performance Indicator.

In the years to come, the PFDA plans to bring the digitalization of systems to all its Regional Fish Ports to make services more efficient and organized.



2016 © PFDA Corporate Information System Portal | CPMISD-ITD



Information System Portal | CPMISD-ITD

KP Key Performance Indicator

PD Personal Data Sheet

CV E CLIENT AND VISITOR ENTRY SYSTEM

CM CONTRACT MONITORING SYSTEM

Online reporting on the status of Contracts and other legal agreements entered into by PFDA

VD Vehicle Dispatch System

MI CR MODIFIED INTEGRATED CORPORATE REPORTING SYSTEM

TRAININGS AND CAREER DEVELOPMENT PROGRAMS

In-house and Off-house Trainings

Unit	Total Training
Central Office	11
NFPC	1
DFPC	3
IFPC	1
GSFPC	3
Total	19

Data Source:
 PFDA Administrative Services Department -
 Human Resource Division

PFDA’s success is enabled by a strong personnel base with its employees demonstrating unwavering commitment to the vision and mission of the agency. The Human Resource Division (HRD) of the Administrative Services Department (ASD) continually provides training and developmental programs for the employees in order to hone and improve the performance competencies of its personnel.

However, the spread of the coronavirus in 2020 challenged the agency to rethink its approaches to training and career development programs. Most training programs, if not all, were conducted virtually via live webinar-based training. Despite the unusual circumstances and the obvious sharp decline in training program rate, HRD-ASD was still able to quickly adapt and find ways to ensure that all PFDA personnel can properly adjust to the challenges of the new normal.



Online Google Suite End-users Training
June 24, 2020



Re-Orientation on Documented Information
July 23, 2020



Risk Management Training
September 18, 2020

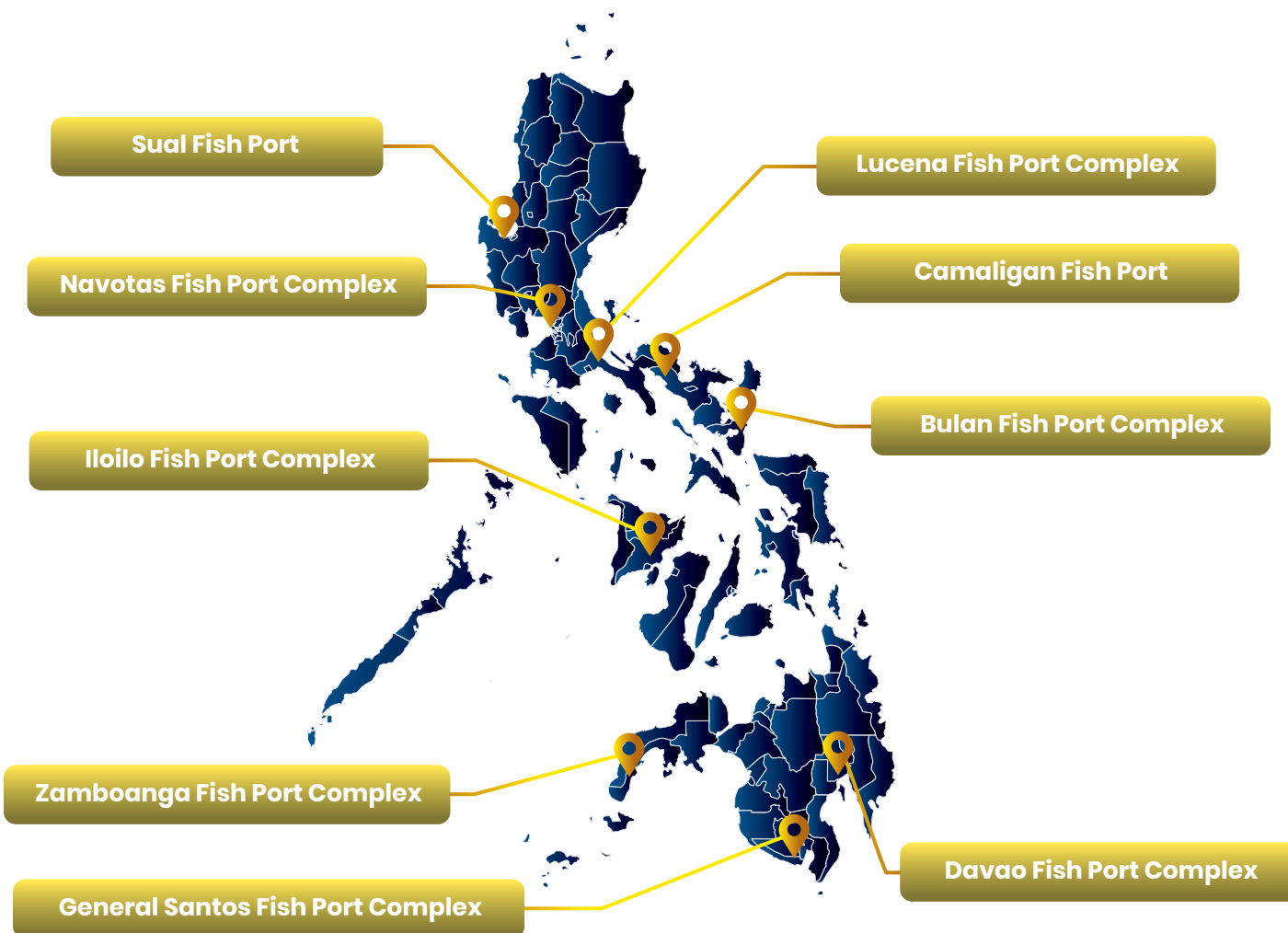


Users Training on HRIS and OLAPAS
December 3-4, 2020

 **PFDA - Sual Fish Port Complex**



ON THE OPERATION OF THE FISH PORTS AND OTHER FISHERY POST-HARVEST FACILITIES



Pursuant to its mandate, PFDA sustained the operation of the nine (9) Regional Fish Ports (RFPs) namely, the Navotas, Iloilo, Zamboanga, Camaligan, Lucena, Sual, Davao, General Santos, and Bulan Fish Ports. The fish port located in Tacloban, Leyte is under the joint management of PFDA and the LGU.

As of December 31, 2020, the total volume of fish unloaded at the regional fish port complexes maintained by PFDA reached a total of 558,288 metric tons (mt). General Santos and Navotas Fish Port Complexes were the two (2) biggest contributors to fish unloadings. Of the total, 51% was handled by General Santos Fish Port Complex (GSFPC), 34% by Navotas Fish Port Complex (NFPC), while the remaining 15% was contributed by the other seven (7) regional fish ports. The total number of fishing and non-fishing vessel arrivals reached 81,811.

Insofar as processing activity is concerned, 2,931 mt of fishery products were processed in the refrigeration facilities of General Santos, Zamboanga, and Camaligan Fish Ports. Moreover, the total volume of ice produced at Zamboanga, Davao, General Santos, and Camaligan Fish Ports was recorded at 31,290 MT.

As of date, PFDA constructed one hundred thirty-five (135) fish ports nationwide. Of this total, one hundred twenty-five (125) fish ports have been turned over to Local Government Units (LGUs) and eight (8) fish ports are for turn-over. One fish port (Bulan FP) is under PFDA management while one fish port (Tacloban FP) is under joint management of PFDA and the LGU.

In line with the government's privatization scheme, PFDA continued to lease out four (4) ice plants and

cold storages to the private sector located in the provinces of Masbate, Negross Occidental, Sultan Kudarat, and Surigao del Norte.

Regional Fish Ports Program

The Regional Fish Ports Program involves the provision and operation of fish port complexes in strategic fish landing centers nationwide. These fish ports are equipped with facilities such as breakwater, landing quay, market halls, refrigeration and processing facilities, slipway, and related facilities. In particular, the program addresses the needs of the commercial fishing boat operators, municipal fishermen, and fish processors/exporters, among others.

Municipal Fish Ports Program


The Municipal Fish Port Programs caters to the post-harvest requirement of sustenance fishermen. It entails the provision of smaller fish landings and market facilities in selected fishing communities nationwide. Some of these municipal fish ports act as satellite ports for the regional fish ports. The PFDA provides the needed training on port operations and maintenance for the eventual turnover of the ports' management to the Local Government Units (LGUs).

Ice Plants and Cold Storage Program

The Ice Plants and Cold Storage program helps satisfy the ice requirements of the fishing industry. It involves the provision of ice making machines of different magnitudes and cold storages of varying capacities.





 **Repairing of existing breakwater**
PFDA - Iloilo Fish Port Complex

REGIONAL FISH PORTS

PFDA Annual Report 2020



PFDA - Zamboanga Fish Port Complex



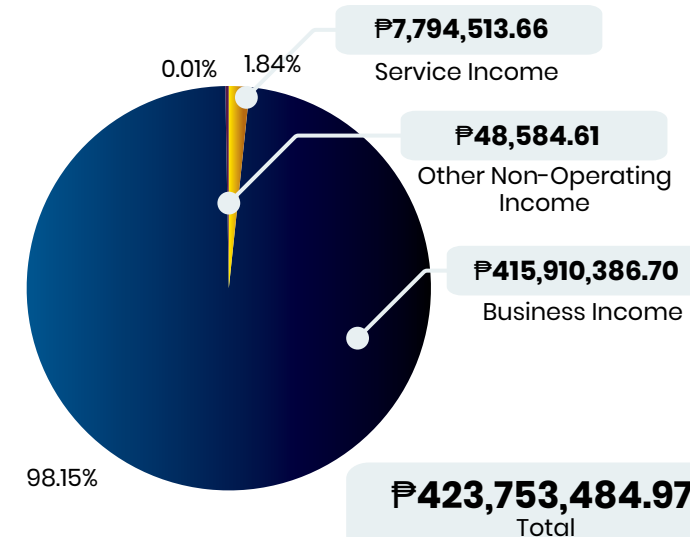
NAVOTAS FISH PORT COMPLEX

The Navotas Fish Port Complex (PFDA - NFPC) is the first major fish port and fish market complex placed under the jurisdiction, control, and supervision of the Philippine Fisheries Development Authority (PFDA). It is situated in a 49-hectare land in the eastern portion of the Manila Bay and is considered the premier fish center of the Philippines and one of the largest in Asia. It provides fish and fishery products to markets and institutional buyers in the metropolis and other parts of Luzon.

Ever since, PFDA - NFPC has been providing facilities for harbor operations including drydocking, fishing gear repair, ice, water and fuel conveyance and product transshipment. It is also considered a major site for unloading and marketing of fish both from commercial and municipal fishing vessels. The port's ISO 9001:2015 certification shows that it has been continuously enhancing its facilities and services by providing quality harbor and market operation services to its growing number of clients and customers.

The port complex is currently undergoing rehabilitation and modernization to transform it into a modern integrated trading hub for various agri-fishery commodities. The project entails the expansion and elevation of unloading stations, repair of road networks and drainage systems, and establishment of state of the art cold storage facilities. These improvements are expected to further elevate the capacity and services of the fish port complex, thereby benefiting the entire fisheries sector of the country by ensuring food security and stability for the years to come.

Gross Income



NAVOTAS FISH PORT COMPLEX

NORTH BAY BOULEVARD, NAVOTAS CITY



Port Utilization Rate

Pier / Quay	145%
Market Hall	100%
Commercial / Industrial Land	100%



Number of clients/
port user served **14,668**



Fishing Vessels
Arrivals **13,696**



Volume of Fish
Unloading **187,969 MT**



Top 5 Fish Species

GG(LL)	2,917.11 MT
GG(BB)	2,323.20 MT
Bangus (Milk fish)	1,585.48 MT
Tulingan (Frigate tuna)	923.76 MT
Turay (Sardines)	869.94 MT

Data Source:
PFDA - Corporate Planning and MIS Department,
Finance Services Department





ILOILO FISH PORT COMPLEX

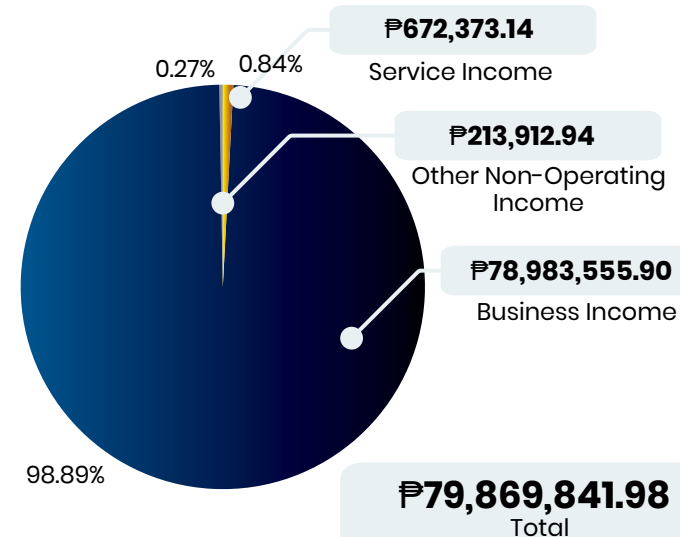
The Iloilo Fish Port Complex (PFDA - IFPC) is located in a 21-hectare reclaimed area at Barangay Tanza, Iloilo City in Visayas. It serves as the regional fish port in Region 6 (Western Visayas) with a vast area of raw land that is open for lease for the establishment of commercial spaces, communication facilities and agri-fishery related factories. It caters to all types of municipal and commercial fishing boats.

The port complex is a traditional landing site of bagнетters and other fishing bancas in Iloilo City and nearby towns. Its strategic location as an inter-island port with a natural harbor made it an ideal location for trade and industry. As it became modernized, it began accommodating unloading and marketing facilities for fish and other fishery products for both local and foreign markets. In addition, the port now also provides post-harvest services including processing, refrigeration, product pre-processing, freezing through contact freezer, cold storages and top-grade facilities for

the processing of marine products. Through the years, the port's unflinching efficiency and competency has led to its attainment of ISO 9001:2015 certification in 2018.

The ongoing renovation and improvement of the PFDA - IFPC is expected to contribute to a more competitive fishing industry in the entire Visayas region by attracting more investors and locators, particularly fish processors, by providing more income and employment for fisherfolks and their families.

Gross Income



ILOILO FISH PORT COMPLEX

BARANGAY TANZA, ILOILO CITY



Port Utilization Rate

Pier / Quay	110%
Market Hall	99%
Cold Storage	98%
Processing Area	104%
Commercial / Industrial Land	76%



Number of clients/ port user served

2,767



Fishing Vessels Arrivals

1,514



Volume of Fish Unloading

24,903
MT



Top 5 Fish Species

Bangus (Milk fish)	520.50 MT
Aloy (Bullet tuna)	270.16 MT
Tamodios	230.19 MT
Tuloy (Sardines)	143.80 MT
Mat-an (Japanese mackerel)	127.65 MT

Data Source:
PFDA - Corporate Planning and MIS Department,
Finance Services Department

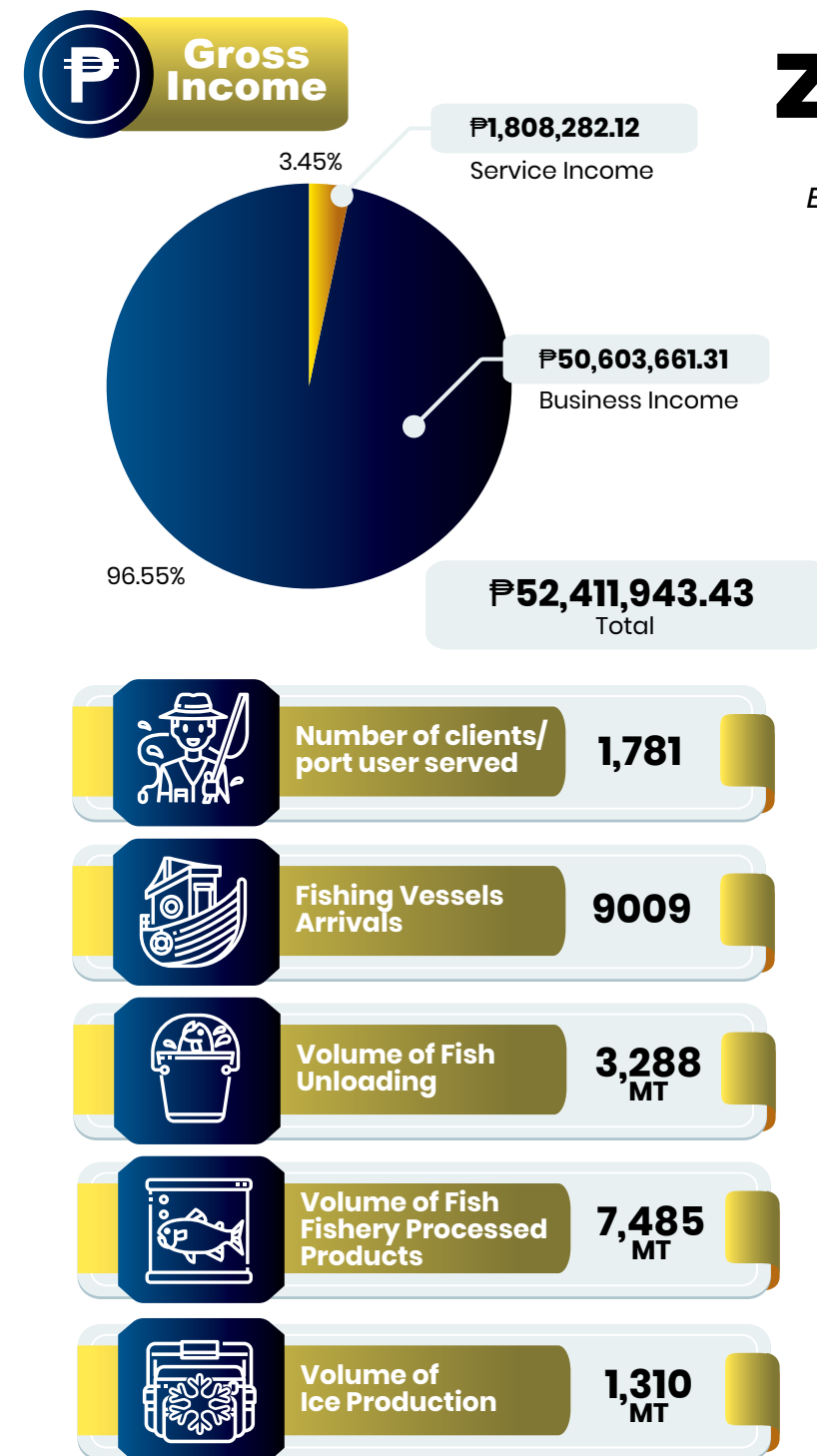


ZAMBOANGA FISH PORT COMPLEX

The Zamboanga Fish Port Complex (PFDA - ZFPC) is situated in a 12.5-hectare complex in Barangay Sangali, Zamboanga del Sur. It is considered the largest marine products processing center in Region 9. The diverse and high quality marine products that are being produced at the port led to the restrengthening of trade links in Western Mindanao and their neighboring towns and provinces, a trading partnership that has existed since the 17th century.

The establishment of Zamboanga Fish Port Complex (ZFPC) in Western Mindanao further strengthened these linkages by providing the fishing industry in the region with a systematized fish marketing and distribution system. Because of the port's unrivaled efforts in providing products and services that meet customer and regulatory requirements in the region, it was able to achieve its ISO 9001:2015 certification in 2019.

The PFDA-ZFPC is set to undergo renovation and improvement which involves the construction of a fishery complex, a fish-processing unit, administrative blocks, a warehouse complex, a logistics terminal, a cold storage, housing units for employees, power-related facilities, and the installation of safety and security systems. This project will greatly benefit the flourishing fisheries sector in the region by providing better facilities for the fisherfolks, vessel operators, fish brokers, traders and processors, storage and ice plant operators, and agricultural support groups working in the region.



ZAMBOANGA FISH PORT COMPLEX

BARANGAY SANGALI, ZAMBOANGA CITY



Port Utilization Rate

Pier / Quay	64%
Market Hall	100%
Cold Storage	73%
Ice Making Plant	59%
Processing Area	29%
Commercial / Industrial Land	84%



Top 5 Fish Species

Matangbaka (Big-eyed scad)	60.540 MT
Mat-an (Japanese mackerel)	28.676 MT
Salay-salay (Crevalle)	21.375 MT
Marot	15.107 MT
Tamban (Indian sardines)	13.005 MT

Data Source:
PFDA - Corporate Planning and MIS Department,
Finance Services Department

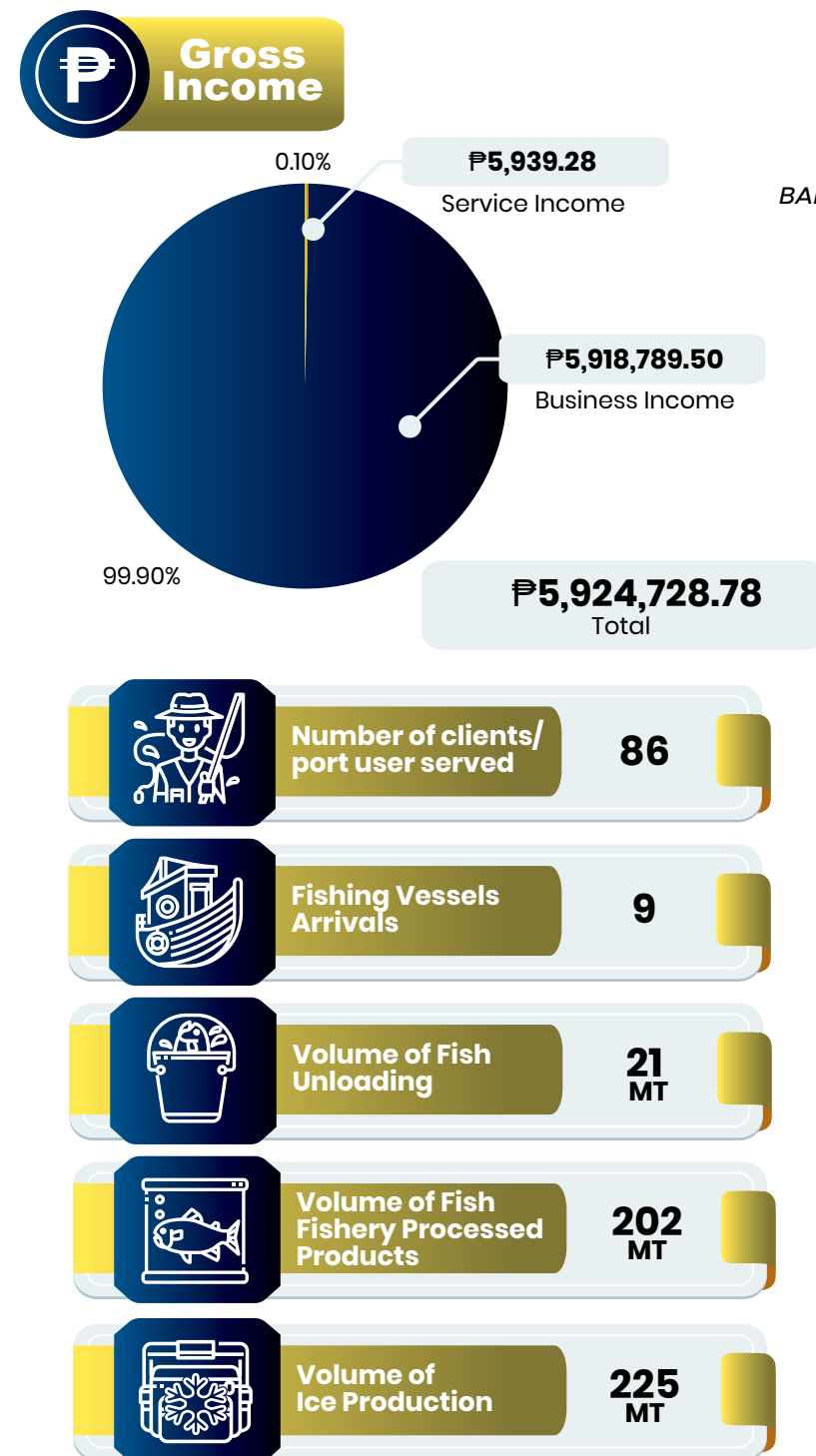


CAMALIGAN FISH PORT

The Camaligan Fish Port (PFDA-CFP) is built on a 4-hectare property in Barangay Dugcal, Camaligan in Camarines Sur. It is the fourth major fish port project completed under the Nationwide Fishing Ports Projects Package I.

The PFDA-CFP has been identified as a fish processing complex, providing facilities and services to private fish processors since its establishment. It extends its services to the entire Bicol Region in terms of efficient handling and distribution of fish and fishery products. The port provides necessary post-harvest facilities to ensure that newly-hauled fish and other fishery products are handled properly and expeditiously at least costs.

Some of the services that it offers include the use of unloading and marketing facilities for fish and other fishery/aquatic products both for local and foreign markets; provision of facilities for harbor operations such as ice, water and fuel conveyance and product transshipment; lease of processing and refrigeration facilities including pre-processing, product preservation through cold storage and contact freezer; information dissemination regarding fish prices, volume of processed products, species unloaded and volume of unloadings; and lease of office spaces and raw land for establishment of fishery-related factories.



CAMALIGAN FISH PORT

BARANGAY DUGCAL, CAMALIGAN, CAMARINES SUR

Port Utilization Rate	
Pier / Quay	234%
Market Hall	90%
Cold Storage	100%
Ice Making Plant	4%
Processing Area	59%
Commercial / Industrial Land	6%

Top 5 Fish Species	
Galunggong (Round scad)	21.00 MT

Data Source:
PFDA - Corporate Planning and MIS Department,
Finance Services Department

LUCENA FISH PORT COMPLEX

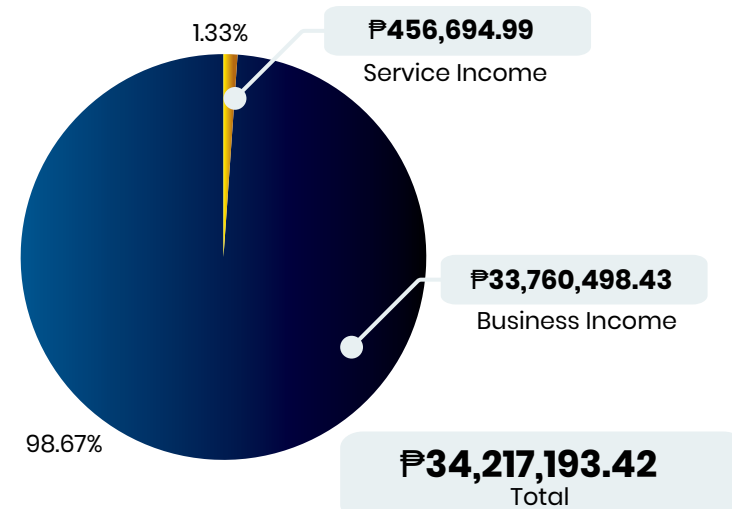
The Lucena Fish Port Complex (PFDA-LFPC) is located in a 7.8-hectare reclaimed area at Barangay Dalahican in Lucena City, Quezon. It has been playing an important role as a regional fish port serving both commercial and municipal fishery as well as commercial boats, thus greatly contributing to the economy of Region 4A (CALABARZON).

The port complex offers its facilities for harbor operations, such as drydocking and repair; provision of fuel, oil, water and ice supplies for product transshipment; lease of raw land for establishment of fishery-related factories; and refrigeration and other post harvest services, including freezing through contact freezing and product preservation using cold storages.

It is currently being developed under the Nationwide Fish Ports Project Package III of the government. The development includes the construction, rehabilitation and improvement of the fish port's existing facilities, such as pier, market hall, cold storage, ice plant and wastewater treatment plant.

New facilities will be established and new equipment will be procured.

Gross Income



LUCENA FISH PORT COMPLEX

BARANGAY DALAHICAN, LUCENA CITY



Port Utilization Rate

Pier / Quay	137%
Market Hall	102%
Processing Area	14%
Commercial / Industrial Land	64%



Number of clients/ port user served

777



Fishing Vessels Arrivals

7,523



Volume of Fish Unloading

21,296
MT



Top 5 Fish Species

Bangus (Milk fish)	245.90 MT
Galunggong (Round scad)	231.59 MT
Tulingan (Frigate tuna)	161.45 MT
Tamban (Indian sardines)	127.18 MT
Burao (Island mackerel)	108.88 MT

Data Source:
PFDA - Corporate Planning and MIS Department,
Finance Services Department



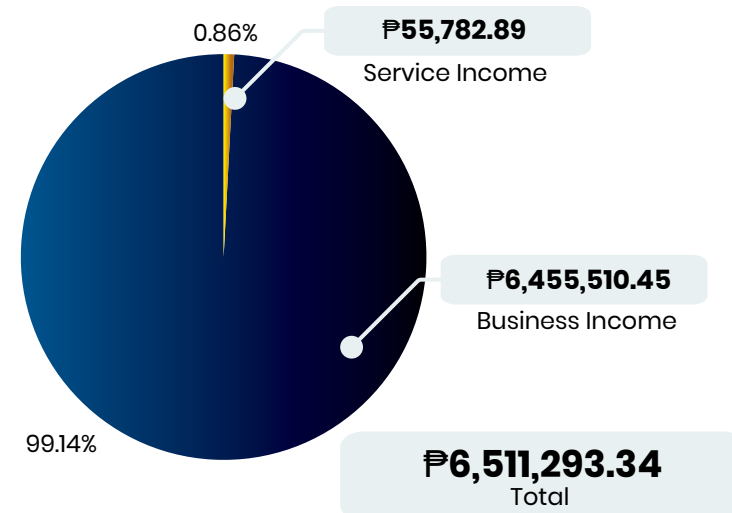
SUAL FISH PORT

The Sual Fish Port (PFDA-SFP) is constructed on a 3.8-hectare reclaimed land located at Poblacion, Sual in Pangasinan. It is one of the fish ports under the Fishing Ports Project Package I of the PFDA. It was established for the unloading of rich marine products of Lingayen Gulf and the waters of the western coastline of Pangasinan and the harvests from the province's vast inland resources.

Prior to its role as a major regional fish port, it was already a thriving seaport with trade links to other Asian neighbors. It currently plays a significant role as the only transshipment port in northern Luzon, not only for fish caught in Lingayen Gulf, but also for general commodities to Dagupan City, the center of commerce and marketing in Pangasinan province. Its proximity and accessibility from Metropolitan Manila makes it a highly suitable and viable area for the booming fisheries industry in north and central Luzon.


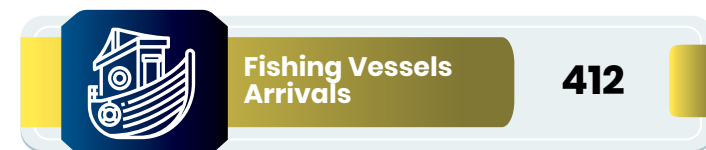
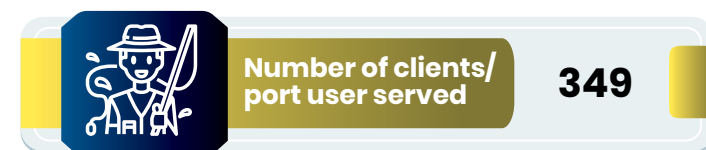
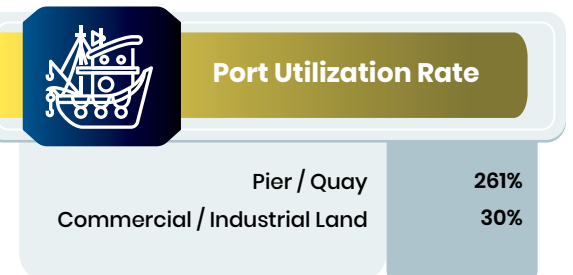
The renovation and improvement project of the PFDA-SFP aims to accommodate bigger fishing boats and cargo vessels. As a strategically-sited landing point, the modernization of the port is critical to the full development of the fisheries sector of the country.

Gross Income



SUAL FISH PORT

POBLACION, SUAL, PANGASINAN



Data Source:
PFDA - Corporate Planning and MIS Department,
Finance Services Department





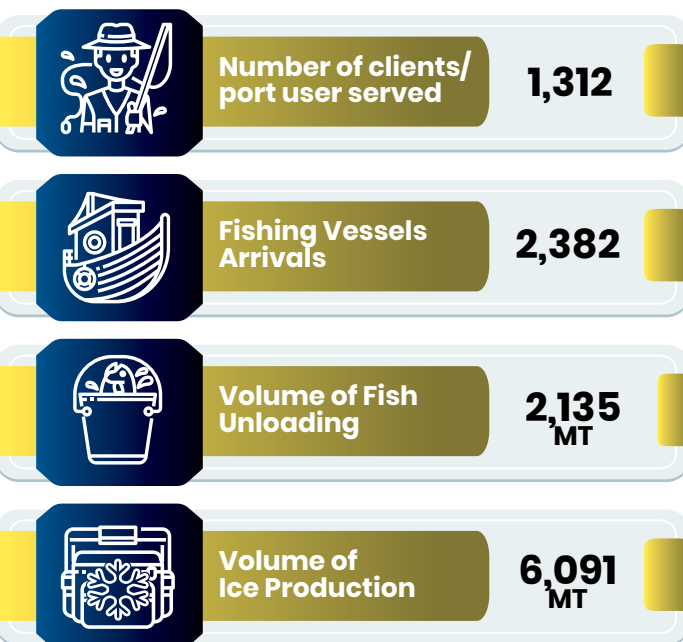
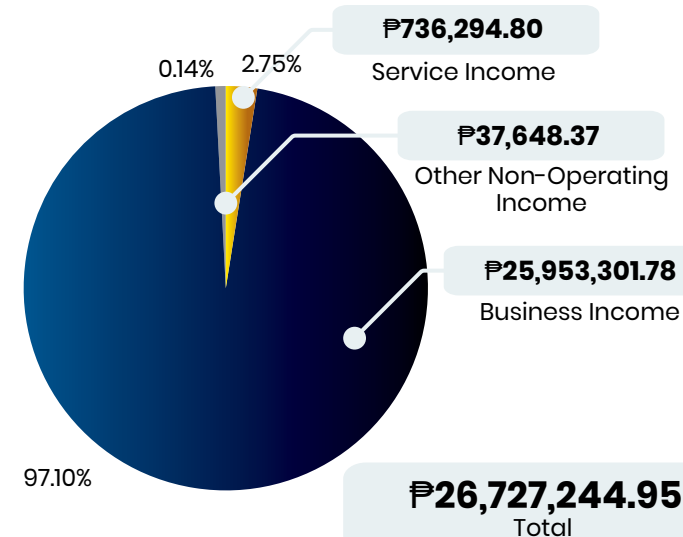
DAVAO **FISH PORT COMPLEX**

The Davao Fish Port Complex (PFDA-DFPC) is a 4.5-hectare fish port complex situated in Daliao, Toril District in Davao City. Established in 1995, it is the seventh commercial fish port operated and administered by the PFDA. It is the second major fish port complex established in the Mindanao area, next to the Zamboanga Fish Port Complex. During its initial year of operation, the DFPC has become attractive to foreign long-line vessels thereby making it an alternative transshipment port in the Asia Pacific Region.

Aside from the standard and basic port operations of berthing and unloading of fish caught by domestic fishing vessels, the PFDA - DFPC also serves as a hub for the collection, processing, storage, and packaging of fish and fishery products for distribution to both domestic and export markets.

The ongoing rehabilitation and improvement of PFDA-DFPC is expected to support the region's growing agro-industrial sector, spurring further economic growth in Mindanao. Given its strategic location and current role as a regional fish port complex, the improvement and modernization project is expected to enhance the country's socioeconomic integration with other major trading hubs in the Asia-Pacific region.

Gross Income



DAVAO **FISH PORT COMPLEX** TORIL DISTRICT, DAVAO CITY

Port Utilization Rate	
Pier / Quay	106%
Market Hall	59%
Ice Making Plant	71%
Processing Area	31%
Commercial / Industrial Land	38%

Top 5 Fish Species	
Moro-moro (Round scad)	9.68 MT
Pirit (Skipjack tuna)	6.48 MT
Bilong-bilong (Moon fish)	6.31 MT
Caraballas (Island mackerel)	2.72 MT
Perit (Skipjack tuna)	1.50 MT

Data Source:
PFDA - Corporate Planning and MIS Department,
Finance Services Department



GENERAL SANTOS

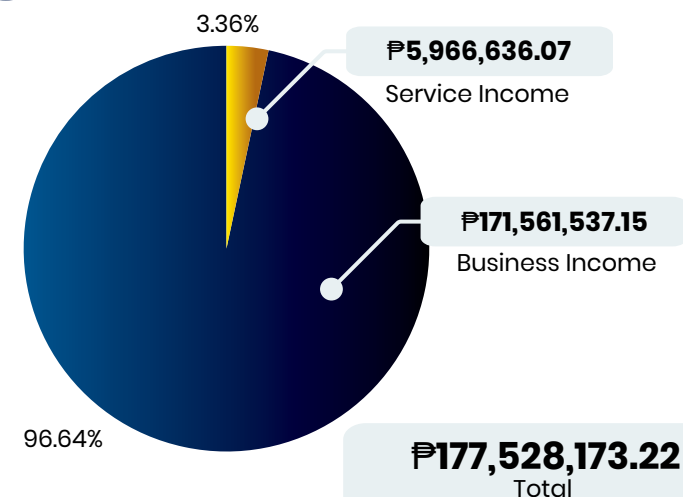
FISH PORT COMPLEX

The General Santos Fish Port Complex (GSFPC), covering an area of 11 hectares, is located in Barangay Tambler, General Santos City in South Cotabato. It provides fishery post-harvest facilities for commercial and municipal fishing vessels, market traders, processors and exporters in SOCCSKSARGEN (Region 12) in Mindanao.

The fishing industry in the region is primarily centered in General Santos City, supporting thousands of jobs and generating millions in foreign exchange earnings. In the 1970's, General Santos City earned the moniker "Tuna Capital of the Philippines" because of its role as a major producer and exporter of tuna in the country and in Asia Pacific. Since then, the PFDA-GSFPC has catered to the robust tuna industry as the primary provider of post-harvest facilities and infrastructure that facilitates the handling, trading and distribution of tuna and other fishery products in the country.

PFDA - GSFPC attracts investors involved in an array of economic interests, among which are some of the largest companies in the Philippines' fishery sector. As a major fish port in the Philippines, the modernization and expansion of PFDA - GSFPC is expected to increase food sustainability and resilience and to enhance the global competitiveness of the country's flourishing fisheries sector.

Gross Income



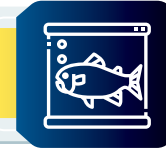
Number of clients/
port user served **25,099**



Fishing Vessels
Arrivals **12,629**



Volume of Fish
Unloading **287,079 MT**



Volume of Fish
Fishery Processed
Products **17,512 MT**



Volume of
Ice Production **1,364 MT**

GENERAL SANTOS

FISH PORT COMPLEX

BARANGAY TAMBLER, GENERAL SANTOS CITY



Port Utilization Rate

Pier / Quay	100%
Market Hall	98%
Cold Storage	78%
Ice Making Plant	80%
Processing Area	91%
Commercial / Industrial Land	60%



Top 5 Fish Species

Skipjack tuna (Foreign Reefer Vessels)	11,599.62 MT
Perit (Skipjack tuna)	3,863.60 MT
Skipjack tuna (Frozen)	2,811.31 MT
Sambagon (Skipjack tuna)	2,005.56 MT
Skipjack Tuna (FL) (Frozen/Local)	1,864.59 MT

Data Source:
PFDA - Corporate Planning and MIS Department,
Finance Services Department



BULAN FISH PORT COMPLEX

The Bulan Fish Port Complex (PFDA – BFPC) is the youngest Regional Fish Port added under the management of the PFDA. In 2017, PFDA – BFPC was officially upgraded from a municipal fish port to its current Regional Fish Port (RFP) status. It is located in Bulan, Sorsogon, the south-westernmost tip of Luzon Island, making it accessible to fishing boats and fish investors alike. It has a wide area of influence due to its strategic location, and is presently thriving with commerce coming from Northern Samar, Masbate, and Leyte. Aside from its role as a Regional Fish Port, the PFDA – BFPC jointly manages the operations of Tacloban Municipal Fish Port (TMFP) in Leyte with the local government unit concerned.

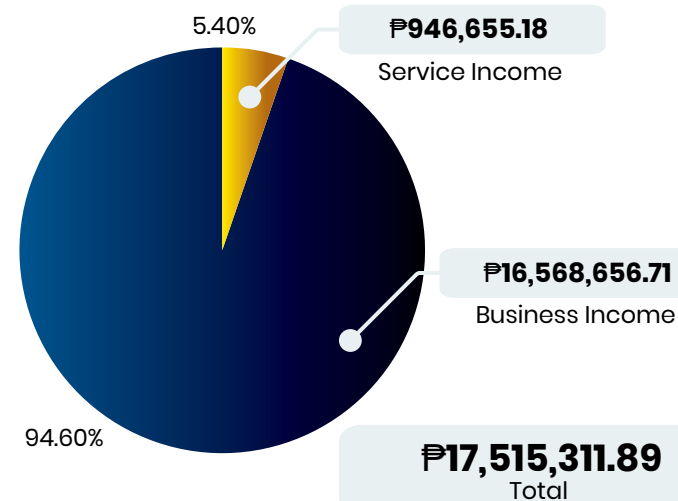
One of the key improvements made for the PFDA – BFPC was the expansion project to accommodate new facilities such as ice stalls, food stalls, banyera warehouse, a spacious parking area, and bigger market halls. Through this expansion project, it is expected that the PFDA – BFPC will attract more business opportunities and encourage more investors to transact at the port.

During its planning stage, among the target beneficiaries of this project are the existing locators operating inside which started business since the start of operations as a municipal fish port. Aside from these locators, more than 1,500 registered fishing vessels, serving as the main source of livelihood to more than 6,413 individuals, are taking advantage of the newly improved PFDA – BFPC.

The expansion project also resolved the PFDA – BFPC's perennial problem as a previous MFP like congestion in the landing quays and insufficient market hall space.



₱ Gross Income (for BFPC and TCFP)



BULAN FISH PORT COMPLEX

ZONE 4, BULAN, SORSOGON



Port Utilization Rate

Pier / Quay	1019%
Market Hall	98%
Commercial / Industrial Land	16%

Bulan

Tacloban



Number of clients/ port user served

2,578

27



Fishing Vessels Arrivals

40,499

1,154



Volume of Fish Unloading

28,749
MT

6,396
MT



Top 5 Fish Species (Bulan)

Lawlaw (Sardinella)	14,872 MT
Dilis (Anchovy)	3,221 MT
Turingan (Skipjack)	2,784 MT
Bangus (Milkfish)	2,563 MT
Galunggong (Roundscad)	2,343 MT



Top 5 Fish Species (Tacloban)

Budlis (Skipjack)	1,499 MT
Bangus (Milkfish)	1,460 MT
Yellow Fin (Yellow Fin)	641 MT
Budloy (Roundscad)	505 MT
Buraw (Short Mackerel)	108 MT

Data Source:
PFDA – Corporate Planning and MIS Department,
Finance Services Department

AGENCY MILESTONE



PFDA BULLETIN

presents

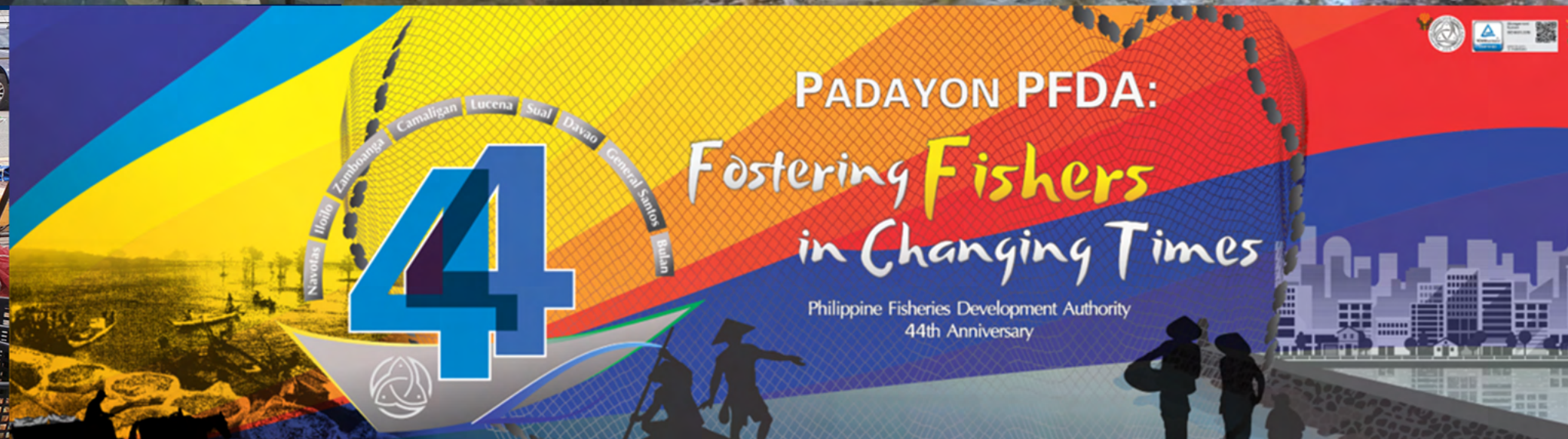
Health Updates: Dealing with COVID-19 in the Workplace

Featuring:

Dr. Maritoni Jane Andres Catan
Resource Person and PFDA Medical Consultant

Wednesday, August 19, 2020

OFFICIAL PFDA



COVID-19 RESPONSE



Defying challenges amid the COVID-19 pandemic

The COVID-19 pandemic and the imposition of protracted community quarantine caused a massive economic disruption in the country, leading government agencies like PFDA to make a rapid transition and take new approaches to operational strategies. As an attached corporation to the Department of Agriculture, the PFDA has to continuously ensure unhampered supply of fish, unloading, and trading operations in all the PFDA Regional Fish Ports while maintaining food safety across the country.

When the lockdown started last March, food supply chains were strained when the government imposed restrictions on movement of goods and people across and within regions. As a result, access by the consuming public to food such as fish and other fishery products was challenged. However, the PFDA rose up to the challenge through its flagship CSR project "isDA ON THE GO" which provided cheap and quality fish and fishery products to consumers living in Metro Manila and nearby provinces. The construction, rehabilitation and improvement of PFDA RFPs remained unhampered and are still set to be finished in record time.

The PFDA also adapted infection control strategies based on recommendations from the Department of Health. Necessary precautions and proper care had to be established to ensure the safety of all employees. The PFDA continues to observe elevated cleaning and sanitizing protocols by conducting regular disinfection and general cleaning services of the entire port premises and

facilities. Close coordination and collaboration with Local Government Units (LGUs), uniformed personnel, and port clients on health protocols were undertaken. Various measures are also followed by all the personnel and clients to prevent the further spread of the disease such as proper and regular wearing of face masks and shields, temperature monitoring, enhanced sanitation by installing foot baths and alcohol dispensers are also being done, frequent thorough hand-washing and sanitation, and observance of physical distancing at all times.

The PFDA Regional Fish Ports (RFPs) and the Central Office are constantly conducting their monthly general cleaning to assure safety and security of everyone in the port's vicinity against the virus. PFDA-CO also adheres to the government's guidelines of adopting a 30% to 50% on-site capacity and implementing a work-from-home set up for its staff and personnel to provide service to all stakeholders and the public. Above everything else, PFDA ensures the safety of its employees, clients, and the public.

Implementation of standard health protocols and measures against the spread of the coronavirus disease has been part of the "new normal" in all PFDA units. As one of the government agencies in the food production sector particularly mandated to provide fishery post-harvest facilities, the PFDA continues to ensure a safe working environment for its workforce and clients.

The PFDA Central Office and Regional Fish Ports conducted strict monitoring on minimum safety and health protocols by the IATF:

- compliance with ID and passes;
- thermal scanning;
- provision of alcohol, sanitizer, and face mask for frontline employees;
- observance of physical distancing;
- footbath and hand washing stations for all incoming clients at various strategic locations;
- installation of misting and sanitation tents in RFPs; and
- conduct of regular disinfection of the RFPs and the Central Office

PFDA GOES VIRTUAL

The Philippine Fisheries Development Authority (PFDA) is continuously adapting to the “new normal” approaches as it continuously fulfills its mandate and duty to all the stakeholders including personnel and Regional Fish Port clients.

PFDA 44th Anniversary

The PFDA celebrated its 44th Anniversary with the theme “Padayon PFDA: Fostering Fishers in Changing Time” last August 11. With the limitations brought by the pandemic and due to the strict implementation of health protocols particularly the observation of physical distancing, the PFDA held the first ever anniversary virtual program streamed live via PFDA official Facebook page on August 24.



During the program, Engr. Danilo Axalan, Technical Services Department Manager, provided updates on the status of the flagship projects for the rehabilitation of various PFDA managed fish ports. Various PFDA programs were also highlighted such as the isDA ON THE GO, the PFDA’s banner Corporate Social Responsibility Program, and RFPs initiatives on the prevention of COVID-19. The PFDA also extended appreciation to all the frontliners in the medical field, service industry workers and all PFDA personnel for their contributions and services during the pandemic.



PFDA Bulletin

The month-long anniversary activities also included the launching of the newest in-house online program called “PFDA Bulletin”, a 1-hour virtual program streamed live via the official PFDA Facebook page where various topics and concerns are discussed with an expert resource person. For its maiden episode, PFDA Bulletin tackled “Health Updates: Dealing with COVID – 19 in the Workplace”, August 19. Dr. Maritoni Jane A. Catan, PFDA Medical Consultant, served as the resource person for the topic. The second episode of the PFDA Bulletin provided updates on “isDA ON THE GO”. The episode also tackled the importance of ensuring food safety amid the pandemic, from the production, distribution, storage, preparation, and consumption of fish and fishery products. Ultimately, the Food Safety and Environment Management Unit (FSEMU) discussed their role as the local monitoring and coordinating body of the PFDA on concerns pertaining to compliance on food safety, proper waste management, pollution control, and other relevant fisheries and environmental laws.



PFDA GSuite Training

The PFDA workforce also acquired an Online Google Suite End User’s Training from the Department of Information and Communications Technology (DICT) last June 24. The Information Technology Division under the Corporate Planning and Management Information Services Department (ITD-CPMISD) led the activity. Mr. Michael Yu, from Kollab and DICT, served as the resource person and moderator. It was participated by 59 personnel from the PFDA Central Office and nine Regional Fish Ports.

The PFDA aims to continuously reach its personnel and stakeholders despite limitations like physical presence and provide services through similar initiatives.

PFDA TOP MANAGEMENT GOES TO MINDANAO

The Philippine Fisheries Development Authority (PFDA) is continuously exploring new opportunities to diversify programs and activities relevant to its mandate as the flagship government agency established to promote the development of the fishing industry through the provision of post-harvest infrastructure facilities and essential services.

Sarangani Province

The PFDA team conducted a site visit to San Andres Aquaculture Corporation (SANACOR) in Alabel, Sarangani Province, July 22, 2020. SANACOR contributes to an average production of 10,000 metric tons of high value catch like pompano, sea bass, shrimps and milkfish in the province. Aside from SANACOR, the PFDA team also organized a meeting with the Malalag Bay Fish Cage Operators and Fisherfolks Association in Malalag, Davao del Sur, July 23, 2020.

Davao Oriental

The PFDA top management had a meeting with the Mati City LGU in Davao Oriental, July 28, 2020. During the meeting, PFDA and Mati City LGU discussed the proposed construction of Mati City Fish Port which may be included in the 2021 – 2022 budget of the agency. ing activities in the locality.

Davao Del Sur

The PFDA team also visited the Panabo City Fish Port in Davao del Norte, July 29, 2020. The Panabo City Fish Port was constructed by the PFDA under the Nationwide Fish Port Development in 2016. The meeting covered the discussions on the proposed expansion of the Panabo City Fish Port to augment growing fish trading and unloading activities in the locality.

Davao del Norte

The PFDA team also organized a meeting with the officials of Tagum City in Davao del Norte, July 29, 2020. The PFDA Top Management and Tagum City LGU discussed the proposed construction of a modern fish market in the area. Tagum City is part of more than 1,600 hectare resources of brackish and freshwater aquaculture production area in Davao Del Norte, which Panabo City is also included.

Surigao del Sur

The PFDA management also participated in a forum with the city government of Bislig, Surigao del Sur to discuss the proposed city fish port project and other relevant fishery post-harvest facilities last August 18, 2020. The fishing grounds in Bislig Bay are strategically located near the Eastern Seaboard fishing grounds of the Philippine Sea.



GENDER AND DEVELOPMENT FOCAL POINT SYSTEM

FOR WOMEN 1-31



In **March 2020**, the PFDA joined in the nationwide celebration of the **National Women's Month** with the theme "We Make Change Work For Women". Through the years, the PFDA will continue to hold on to its promise to empower women and provide a safer and healthier work environment for all.



In a bid to mainstream Gender and Development (GAD) concepts and measures in the agency including all operating units all over the Philippines, the PFDA – Gender and Development Focal Point System (PFDA-GFPS) conducted a **2-day GAD Planning and Budgeting Workshop** participated by all the Technical Working Group (TWG) members from the PFDA Central Office and Regional Fish Ports, **October 5-6**.



On **November 11**, the PFDA- Gender and Development Focal Point System - Technical Working Group organized a session on the implementation of **Harmonized Gender and Development Guidelines (HGDD)** in various Flagship Projects like rehabilitation and improvement of NFPC, LFPC, DFPC, and IFPC as the agency continuously push for initiatives relevant to mainstreaming of Gender and Development in the agency.



As part of the PFDA-wide activities for this year's 18-Day Campaign to End Violence Against Women (VAW), the Philippine Fisheries Development Authority – NFPC spearheaded the **virtual kick-off event highlighting the theme "VAW-free Community starts with ME."**, **November 25**.

Aside from this, PFDA-NFPC also launched the **NFPC GAD-VAW "Hugot Box"**. The said installation may serve as a drop box for employees and clients in their situation as victims of any form of violence against their person.



As part of the the 18-Day Campaign to End VAW, the PFDA- Gender and Development Focal Point System (GSFPC) organized a virtual talk series for this year's campaign.

The virtual talks discussed laws and policies on VAW including RA 9262 (Anti-Violence Against Women and their Children Act of 2004), RA 11313 (Safe Spaces Act or the "Bawal Bastos Act"), and other policies on statutory benefits for women.



Creating Safe Spaces: A Virtual Talk on PH Law & Policies Protecting Women (December 7)
Unfolding Your Rights: A Virtual Talk on Women's Statutory Benefits under PH Law (December 11)

 **Construction of Market Hall**
PFDA - Davao Fish Port Complex



BOARD OF DIRECTORS



WILLIAM D. DAR, PhD
Secretary, Department of Agriculture
Chairperson, PFDA Board of Directors

Academic Qualifications:

- Ph.D. Horticulture, University of the Philippines Los Baños
- Master of Science in Agronomy, Mountain State Agricultural College
- Bachelor of Science in Agriculture Education, Mountain State Agricultural College

Professional Qualifications:

- Director, DA-Bureau of Agricultural Research, 1987
- Agriculture Secretary, 1998-1999
- International Crops Research Institute for the Semi-Arid Tropics (ICRISAT) - India, Director



ATTY. JUDY CAROL L. DANSAL
Administrator, National Food Authority
Vice Chairperson, PFDA Board of Directors

Academic Qualifications:

- Bachelor of Arts - English, Northern Christian College Laoag City
- Bachelor of Laws, San Beda College Manila

Professional Qualifications:

- Board of Trustees Member, Philippine Association of Government Corporate Lawyers, Inc.

BOARD OF DIRECTORS



MARK A. VILLAR
Secretary, Department of Public
Works and Highways
Ex-Officio Member

Academic Qualifications:

- Bachelor in Economic, Political Science and Philosophy, Wharton School of the University of Pennsylvania
- Masters in Business Administration, University of Chicago Booth School of Business

Professional Qualifications:

- President, Crown Asia Corporation
- Managing Director, Vista Land and Lifescapes
- Congressman, Las Piñas
- Chairman, House Committee on Trade and Industry
- Vice Chairman, House Committees on Overseas Workers Affairs, Labor and Employment, and Science and Technology
- Member, Nationalista Party



RAMON M. LOPEZ
Secretary, Department of Trade
and Industry
Ex-Officio Member

Academic Qualifications:

- Bachelor of Arts in Economics, University of the Philippines
- Masters in Development Economics, Williams College in Massachusetts

Professional Qualifications:

- Executive Director, Advocacy Group - Go Negosyo
- Executive Director, RFM Corporation
- Presidential Management Staff, Department of Trade and Industry
- Presidential Management Staff, National Economic and Development Authority (NEDA)

BOARD OF DIRECTORS



ROY A. CIMATU
Secretary, Department of Environment
and Natural Resources
Ex-Officio Member

Academic Qualifications:

- College Graduate, Philippine Military Academy
- Certified Helicopter and Fixed Wing Aircraft Pilot, AEROSTAR Flying School
- Trained at the United States Army Command and General Staff College, Fort Leavenworth in Kansas, U.S.A.
- Masters in Business Administration, Ateneo de Manila University

Professional Qualifications:

- Special Envoy for Overseas Filipino Workers (OFW) Refugees
- Special Envoy to the Middle East and Head of the Middle East Preparedness Team
- Chief of Staff, Armed Forces of the Philippines (AFP)
- Commanding General, AFP-Southern Command (SOUTHCOM)
- Commander - 4th Infantry Division, Philippine Army, Cagayan de Oro
- Platoon Leader and Executive Officer, Alpha Company of the 11th Infantry Battalion under the 3rd Infantry Division



RICHARD V. NECESARIO SR.
Member, Representing the Private Sector
of the Fishery Industry
Appointive Director

Academic Qualifications:

- Bachelor of Science in Business Administration

Professional Qualifications:

- Board Member, Road Board (DPWH)
- Inspector, City Economic
- External Affairs Head, Davao City Mayor's Office

BOARD OF DIRECTORS



ATTY. GLEN A. PANGAPALAN
Representing the Private Sector of the Fishery Industry
General Manager, PFDA
Appointive Director

Academic Qualifications:

- Bachelor of Science in Commerce, Major in Economics, St. Mary's College of Tagum, Inc.
- Bachelor of Laws, University of Mindanao

Professional Qualifications:

- Managing Partner/Lawyer, Mendez, Pangapalan Law Firm
- Administrative Aide II, Local Government of Tagum City Investment Promotion Office



PFDA - Lucena Fish Port Complex

DIRECTORY OF OFFICES

CENTRAL OFFICE

Office of the General Manager
8925-6141
ogm@pfda.gov.ph



ATTY. GLEN A. PANGAPALAN
General Manager

Office of the Assistant General Manager
8925-6138
oagm@pfda.gov.ph



IRIS R. DE VERA
Acting Assistant General Manager

**Corporate Planning and
Management
Information Services Department**
8925-7850
cpmisd@pfda.gov.ph



GINA J. REYES
Office-in-Charge

Finance Services Department
8925-6143
fsd@pfda.gov.ph



JOSE A. RUIZ, JR.
Department Manager

**Administrative Services
Department**
8925-8477
asd@pfda.gov.ph



ATTY. EDWARD M. CAMPOS
Department Manager

DIRECTORY OF OFFICES

CENTRAL OFFICE

Technical Services Department
8925-6137
tsd@pfda.gov.ph



ENGR. DANILO A. AXALAN
Department Manager

Operations Services Department
8925-6142
osd@pfda.gov.ph



ERIC M. SIMS
Department Manager

Internal Audit Department
8925-6144
iad@pfda.gov.ph



GLORIA P. VASQUEZ
Department Manager

**Office of the Board Secretary/
Legal Services Division**
8925-8472
obs@pfda.gov.ph
legal@pfda.gov.ph



ATTY. JOSE R. RUIZ III
*Officer-in-Charge, Legal Division
Corporate Board Secretary,*

Public Information Division
8925-6139
pid@pfda.gov.ph



MC CHRISTIAN JULIUS MACARANAS II
Division Chief

DIRECTORY OF OFFICES

REGIONAL FISH PORTS

Office of the Port Manager, NFPC
8281-2137/8283-1180
opm_nfpc@pfda.gov.ph



LUZ P. ORTIZ
Port Manager

Office of the Port Manager, GSFPC
(083) 552-92-37
opm_gsfpc@pfda.gov.ph



ENGR. JUN P. SUPERTICIOSO
Officer-in-Charge

Office of the Port Manager, LFPC
(033) 335-01-54/(033) 335-12-42
opm_lfpc@pfda.gov.ph



CUSTODIO L. BALAOING, JR.
Port Manager

Office of the Port Manager, ZFPC
(062) 955-07-50
opm_zfpc@pfda.gov.ph



IGNACIO M. YAO
Port Manager

Office of the Port Manager, BFPC
opm_bfpc@pfda.gov.ph



JACQUELINE B. PAUIG
Officer-in-Charge

Office of the Port Manager, DFPC
(082) 291-0931 / (082) 291-0752 loc. 102
opm_dfpc@pfda.gov.ph



ENGR. ALBERT P. AGUINALDO
Port Manager

Office of the Port Manager, IFPC
(033) 335-01-54/(033) 335-12-42
opm_ifpc@pfda.gov.ph



RAMON C. BARBIN
Officer-in-Charge

Office of the Port Manager, CFP
(054) 475-55-08
opm_cfp@pfda.gov.ph



ENGR. SIEGREDO O. MARTINEZ
Officer-in-Charge

Office of the Port Manager, SFP
(075) 548-23-80
opm_sfp@pfda.gov.ph



FRANCISCO ROMEO G. ESCANDOR, JR.
Officer-in-Charge

2020 AUDITED FINANCIAL STATEMENT



Republic of the Philippines
COMMISSION ON AUDIT
Commonwealth Avenue, Quezon City
INDEPENDENT AUDITOR'S REPORT

THE BOARD OF DIRECTORS

Philippine Fisheries Development Authority
PCA Annex Building I
Elliptical Road, Diliman, Quezon City

Report on the Audit of the Financial Statements

Opinion

We have audited the financial statements of the Philippine Fisheries Development Authority (PFDA), which comprise the statements of financial position as at December 31, 2020 and 2019, and the statements of comprehensive income, statements of changes in equity and statements of cash flows for the years then ended, and notes to financial statements, including a summary of significant accounting policies.

In our opinion, except for the possible effects of the matters described in the *Bases for Qualified Opinion* section of our report, the accompanying financial statements present fairly, in all material respects, the financial position of PFDA as at December 31, 2020 and 2019, its financial performance, changes in equity, and cash flows for the years then ended in accordance with Philippine Financial Reporting Standards (PFRS).

Bases for Qualified Opinion

The Construction in Progress (CIP) account with balance amounting to P1.307 billion as at December 31, 2020 was overstated by P375.331 million due to the inclusion of: (a) six completed projects totaling P254.662 million; (b) seven on-going projects totaling P119.075 million which are intended to be transferred to Local Government Units (LGUs) and Bureau of Fisheries and Aquatic Resources upon completion; and (c) administration and other overhead costs incurred totaling P1.594 million as part of the project costs, contrary to the description of this account under Annex C of Commission on Audit Circular No. 2020-002 dated January 28, 2020 and paragraph 19 of the Philippine Accounting Standard (PAS) 16. The three projects with Notice to Terminate Contract, one project with Notice of Decision and one project under litigation with project costs totaling P140.648 million, P11.083 million and P10.470 million, respectively, were not disclosed in the Notes to Financial Statements, hence, reduces the faithful representation of the financial statements.

The Investment Property account with the carrying value of P118.457 million is understated by: (a) an estimated sound value of P533.160 million of the unrecorded parcels of land measuring 68.7 hectares in three PFDA fish port complexes; and (b) an undetermined market value of the 37.9 hectares of land area where the PFDA operates its major fish ports in four locations in the country, contrary to Paragraph 16 of PAS 40.

2020 AUDITED FINANCIAL STATEMENT

We were unable to obtain sufficient appropriate audit evidence about the balances of the Investment Property account due to inadequacy of the accounting and property records on the unrecognized parcels of land. Consequently, we were unable to determine whether any adjustments to these amounts were necessary.

We conducted our audits in accordance with International Standards of Supreme Audit Institutions (ISSAI). Our responsibilities under those standards are described in the *Auditor's Responsibilities for the Audit of the Financial Statements* section of our report. We are independent of the PFDA in accordance with the Revised Code of Conduct and Ethical Standards for Commission on Audit Officials and Employees (Code of Ethics) together with the ethical requirements that are relevant to our audit of the financial statements, and we have fulfilled our other ethical responsibilities in accordance with these requirements and the Code of Ethics. We believe that the audit evidence we have obtained is sufficient and appropriate to provide a basis for our qualified opinion.

Responsibilities of Management and Those Charged with Governance for the Financial Statements

Management is responsible for the preparation of the financial statements in accordance with PFRS, and for such internal control as management determined is necessary to enable the preparation of financial statements that are free from material misstatement, whether due to fraud or error.

In preparing the financial statements, management's responsibility for assessing the PFDA's ability to continue as a going concern, disclosing, as applicable, matters related to going concern and using the going concern basis of accounting unless management either intends to liquidate the PFDA or to cease operations, or has no alternative but to do so.

Those charged with governance are responsible for overseeing the PFDA's financial reporting process.

Auditor's Responsibilities for the Audit of the Financial Statements

Our objectives are to obtain reasonable assurance about whether the financial statements, as a whole, are free from material misstatement, whether due to fraud or error, and to issue an auditor's report that includes our opinion. Reasonable assurance is a high level of assurance, but is not a guarantee that an audit conducted in accordance with ISSAI will always detect a material misstatement when it exists. Misstatements can arise from fraud or error and are considered material if, individually or in the aggregate, they could reasonably be expected to influence the economic decisions of users taken on the basis of these financial statements.

As part of an audit in accordance with ISSAI, we exercise professional judgment and maintain professional skepticism throughout the audit. We also:

- Identify and assess the risks of material misstatement of the financial statements, whether due to fraud or error, design and perform audit procedures responsive to those risks, and obtain audit evidence that is sufficient and appropriate to provide a basis for our opinion. The risk of not detecting a material misstatement resulting from fraud is higher than for one resulting from error, as fraud may involve collusion, forgery, intentional omissions, misrepresentations, or the override of internal control.

2020 AUDITED FINANCIAL STATEMENT

- Obtain an understanding of internal control relevant to the audit in order to design audit procedures that are appropriate in the PFDA's internal control.
- Evaluate the appropriateness of accounting policies used and the reasonableness of accounting estimates and related disclosures made by management.
- Conclude on the appropriateness of management's use of the going concern basis of accounting and, based on the audit evidence obtained, whether a material uncertainty exists related to events or conditions that may cast significant doubt on the PFDA's ability to continue as a going concern. If we conclude that a material uncertainty exists, we are required to draw attention in our auditor's report to the related disclosures in the financial statements or, if such disclosures are inadequate, to modify our opinion. Our conclusions are based on the audit evidence obtained up to the date of our auditor's report. However, future events or conditions may cause the PFDA to cease to continue as a going concern.
- Evaluate the overall presentation, structure and content of the financial statements, including the disclosures, and whether the financial statements represent the underlying transactions and events in a manner that achieves fair presentation.


We communicate with those charged with governance regarding, among other matters, the planned scope and timing of the audit and significant audit observations, including any significant deficiencies in internal control that we identify during our audit.

We also provide those charged with governance with a statement that we have complied with relevant ethical requirements regarding independence, and to communicate with them all relationships and other matters that may reasonably be thought to bear on our independence and, where applicable, related safeguards.

Report on Other Legal and Regulatory Requirements

Our audits were conducted for the purpose of forming an opinion on the basic financial statements taken as a whole. The supplementary information in Note 26 to financial statements is presented for the purpose of filing with the Bureau of Internal Revenue and is not a required part of the basic financial statements. Such supplementary information is the responsibility of management and has been subjected to auditing procedures applied in our audit of the basic financial statements. In our opinion, except for the effect of the information of the matters described in the *Bases for Qualified Opinion* paragraph, the supplementary information is fairly stated, in all material respects, in relation to the basic financial statements taken as a whole.

COMMISSION ON AUDIT


MARITA A. YAP
 State Auditor IV
 OIC-Supervising Auditor
 Audit Group D – PFDA/NDA/NTA
 Cluster 5 - Agricultural and Natural Resources, CGS

July 30, 2021

2020 AUDITED FINANCIAL STATEMENT

PHILIPPINE FISHERIES DEVELOPMENT AUTHORITY STATEMENTS OF FINANCIAL POSITION As at December 31, 2020 and 2019 (In Philippine Peso)

	2020	2019
ASSETS		
Current assets		
Cash and cash equivalents	1,388,384,101	1,281,438,881
Investment in time deposits	135,176,909	-
Receivables - net	228,772,482	234,338,137
Inventories	15,514,456	16,569,621
Prepayments and other current assets	363,113,036	125,274,389
	2,130,960,984	1,657,621,028
Non-current assets		
Investment in stocks	228,496	176,565
Investment property - net	118,457,426	81,019,847
Property, plant, and equipment - net	2,408,611,467	1,676,665,298
Other non-current assets	14,005,867	13,652,487
	2,541,303,256	1,771,514,197
TOTAL ASSETS	4,672,264,240	3,429,135,225
LIABILITIES AND EQUITY		
Current liabilities		
Financial liabilities	764,155,313	750,599,530
Inter-agency payables	821,564,285	848,224,729
Trust liabilities	251,052,270	174,738,568
Deferred credits/unearned income	52,052,494	55,554,146
Provisions and other payables	95,767,273	97,352,155
	1,984,591,635	1,926,469,128
EQUITY		
Government equity	1,642,902,742	1,642,826,876
Retained earnings/(deficit)	1,044,808,346	(140,070,365)
Revaluation surplus	(38,483)	(90,414)
	2,687,672,605	1,502,666,097
TOTAL LIABILITIES AND EQUITY	4,672,264,240	3,429,135,225

2020 AUDITED FINANCIAL STATEMENT

PHILIPPINE FISHERIES DEVELOPMENT AUTHORITY STATEMENTS OF COMPREHENSIVE INCOME For the Years Ended December 31, 2020 and 2019 (In Philippine Peso)

	2020	2019
REVENUES		
Service and business income	830,877,824	822,360,559
Other non-operating income	706,277	8,584,837
	831,584,101	830,945,396
EXPENSES		
Personnel services	281,929,477	304,804,512
Maintenance and other operating expenses	289,777,237	304,186,533
Financial expenses	12,455,607	20,094,494
Non-cash expenses	67,368,288	50,379,091
	651,530,609	679,464,630
PROFIT BEFORE TAX	180,053,492	151,480,766
Income tax expense	51,648,106	20,815,303
PROFIT AFTER TAX	128,405,386	130,665,463
Net subsidy	1,084,813,737	461,428,923
NET INCOME AFTER TAX	1,213,219,123	592,094,386
OTHER COMPREHENSIVE INCOME		
Changes in fair value of investment	51,931	(90,414)
TOTAL COMPREHENSIVE INCOME	1,213,271,054	592,003,972

2020 AUDITED FINANCIAL STATEMENT

PHILIPPINE FISHERIES DEVELOPMENT AUTHORITY STATEMENTS OF CHANGES IN EQUITY For the Years Ended December 31, 2020 and 2019 (In Philippine Peso)


	Government Equity (Note 19)	Retained Earnings/(Deficit) (Note 20)	Revaluation Surplus (Note 21)	Total
Balance at January 1, 2019	1,571,729,080	(27,786,519)	-	1,543,942,561
Changes in equity for 2019				
Add/(Deduct):				
Donated capital	71,097,796	-	-	71,097,796
Total comprehensive income for the year	-	592,094,386	(90,414)	592,003,972
Dividends remitted to the National Government	-	(61,667,312)	-	(61,667,312)
Prior period adjustments	-	(661,170,456)	-	(661,170,456)
Other adjustments	-	18,459,536	-	18,459,536
Balance at December 31, 2019	1,642,826,876	(140,070,365)	(90,414)	1,502,666,097
Changes in equity for 2020				
Add/(Deduct):				
Donated capital	75,866	-	-	75,866
Total comprehensive income for the year	-	1,213,219,123	51,931	1,213,271,054
Dividends remitted to the National Government	-	(62,899,375)	-	(62,899,375)
Prior period adjustments	-	37,719,819	-	37,719,819
Other adjustments	-	(3,160,856)	-	(3,160,856)
Balance at December 31, 2020	1,642,902,742	1,044,808,346	(38,483)	2,687,672,605

2020 AUDITED FINANCIAL STATEMENT

PHILIPPINE FISHERIES DEVELOPMENT AUTHORITY
STATEMENTS OF CASH FLOWS
For the Years Ended December 31, 2020 and 2019
(In Philippine Peso)

	2020	2019
CASH FLOWS FROM OPERATING ACTIVITIES		
Cash inflows		
Receipt of assistance/subsidy	1,170,436,041	546,641,918
Collection of income/revenue	762,161,464	774,319,064
Trust receipts	90,197,868	42,230,718
Collection of receivables	46,327,893	47,064,878
Other receipts	3,076,184	1,841,269
Receipt of inter-agency fund transfers	-	184,879
	2,072,199,450	1,412,282,726
Cash outflows		
Payment of expenses	(566,277,653)	(602,291,970)
Grant of assistance/subsidy/contribution	(85,622,304)	(85,212,995)
Payment of income tax expense	(37,402,008)	-
Refund of deposits	(10,133,309)	(38,383)
Purchase of inventories	(906,151)	(1,590,388)
Other disbursements	(307,012)	(2,082,665)
Prepayments	(67,550)	(16,517,949)
Grant for cash advances	(50,000)	(515,127)
Release of inter-agency fund transfers	-	(77,172)
	(700,765,987)	(708,326,649)
NET CASH PROVIDED BY OPERATING ACTIVITIES	1,371,433,463	703,956,077
CASH FLOWS FROM INVESTING ACTIVITIES		
Cash inflows		
Receipt of interest earned	6,234,930	8,056,705
Cash outflows		
Purchase/construction of property, plant and equipment	(1,072,414,926)	(485,457,921)
Acquisition of market placements	(135,176,909)	-
	(1,207,591,835)	(485,457,921)
NET CASH USED IN INVESTING ACTIVITIES	(1,201,356,905)	(477,401,216)
CASH FLOWS FROM FINANCING ACTIVITIES		
Cash outflows		
Payment of cash dividends to the National Government	(62,899,375)	(61,667,312)
Payment of Due to Treasurer of the Philippines	-	(10,000,000)
NET CASH USED IN FINANCING ACTIVITIES	(62,899,375)	(71,667,312)
INCREASE/(DECREASE) IN CASH AND CASH EQUIVALENTS	107,177,183	154,887,549
Effects of exchange rate changes on cash and cash equivalents	(231,963)	(64,783)
Cash and cash equivalents, January 1	1,281,438,881	1,126,616,115
CASH AND CASH EQUIVALENTS, DECEMBER 31	1,388,384,101	1,281,438,881



 **Multi-purpose Pier**
PFDA - Zamboanga Fish Port Complex

PFDA WHISTLEBLOWING POLICY

PFDA is committed to uphold the highest ethical standards in public service. Its officials and employees shall at all times be accountable to the people and shall discharge their duties with utmost responsibility, integrity, competence and loyalty.

Coverage

These guidelines shall cover all PFDA officials and employees.

Disclosures from non-PFDA employees shall be dealt in accordance with pertinent existing laws, rules and regulations on whistleblowing/reporting issued by competent authorities.

Definition of Terms

Whistleblowing is the disclosure of and/or giving of evidence to information that a whistleblower reasonably believes constitutes graft and corrupt practices or any illegal doings.

Protected Disclosure refers to the deliberate and voluntary disclosure by an official or employee who has relevant information of an actual, suspected or anticipated wrongdoing.

A **Whistleblower** refers to any PFDA employee or group of employees who makes protected disclosures.

Retaliatory Action pertains to negative or obstructive responses or reactions to a disclosure of misconduct or wrongdoing taken against the whistleblower and/or those officials and employees supporting him/her.

It shall be the duty of all PFDA officials or employees who witness or become aware of any attempted, ongoing or consummated act of graft and corrupt practices involving any PFDA official or employee to report the same at the earliest possible time to:

- The General Manager or his duly authorized representative
- To the Chairman of the Board of Directors, if the official involved is the General Manager

Rights of a Whistleblower

- No administrative action shall be entertained or pursued by the Agency against any PFDA official or employee who make disclosures or reports deemed protected under these Office Order.
- A whistleblower shall be protected from retaliatory actions.
- A whistleblower that has an obligation by way of oath, rule or practice to maintain confidentiality of information shall not be liable for the breach of confidentiality if he/she makes a protected disclosure of such information.
- Any official or employee who refuses to follow orders to perform an act that would constitute a violation of this provision shall likewise be protected from retaliatory actions.
- At all times during and after the protected disclosure, and throughout and after any proceeding taken thereon, the whistleblower is entitled to confidentiality as to: his/her identity; and the subject matter of his/her disclosure.

Protection of Witnesses

Any official or employee who testifies in any proceeding arising from a protected disclosure shall have the same rights as that of the whistleblower.

Assistance to the Whistleblower

PFDA shall grant legal assistance to the whistleblower if the need arises and in cases of grave threats to life and/or safety, appropriate action shall be taken for the protection and support of the whistleblower.

Protected Disclosure

The whistleblower shall be entitled to protection and assistance under this Office Order after the investigation conducted showed valid basis and provided that all the following requisites are fulfilled:

- The whistleblower has personal knowledge of facts and information covered by the disclosure;
- The disclosure is made voluntarily, in writing and under oath;
- The disclosure pertains to a matter not yet the subject of a complaint already filed with, or investigated by concerned Department/Unit of PFDA unless the disclosure is necessary for the effective and successful prosecution, or necessary for the effective and successful prosecution, or would constitute a material evidence not yet in the possession of the Agency;
- The whistleblower formally undertakes to assist and participate in proceedings commenced in connection with the subject matter of the disclosure;
- The information given by the whistleblower contains sufficient particulars and, he/she submits or undertakes to submit material evidence that may be in his/her possession.

Procedure for Protected Disclosure

Immediately upon receipt of the disclosure, the General Manager, or the official he may designate, shall:

- 1 Evaluate the disclosure if the same qualifies as protected disclosure under this Office Order within a period of FIFTEEN WORKING DAYS from receipt thereof;
- 2 Conduct appropriate actions in accordance with applicable laws, rules and regulations, should the report qualifies as protected disclosure;
- 3 Ensure that the whistleblower's report and other related documents are at all times placed in a folder labeled "CONFIDENTIAL" and properly kept in a locked drawer or cabinet for the safety of the documents;
- 4 Ensure that all the rights of a whistleblower contained herein are accorded to him/her, should the report qualifies as protected disclosure.

Disclosure Made by a Party to an Act Being Reported

A disclosure made by an officer or employee who is a party to the act being reported may be deemed protected disclosure and maybe entitled to all the rights provided herein, subject to the following:

- a) The whistleblower complies with the conditions set herein;
- b) The whistleblower should not appear to be most guilty;
- c) The whistleblower testifies in accordance with his/her disclosure;
- d) The disclosure is necessary for the proper prosecution of the act.

Unprotected Disclosure

The following shall not be deemed protected disclosure under this Office Order:

- Disclosure concerning merits of office policies;
- Absolutely false and misleading disclosures;
- Disclosures that are later retracted by the whistleblower for any reason.
- Disclosures which later appear to be absolutely groundless or without basis.
- Disclosures made by an official or employee in connection with a matter subject of his official investigation; and
- An official or employee who makes a disclosure deemed unprotected shall not enjoy any immunity, or other right or privilege accorded

Sanctions

- Any official or employee who violates the protection of confidentiality of a protected disclosure shall be subjected to disciplinary and/or criminal action as may be warranted by pertinent laws, rules and regulations.
- Any official or employee, who does, causes or encourages retaliatory actions as defined herein against the whistleblower shall be subjected to administrative, civil and/or criminal proceedings.
- False, misleading and malicious disclosures shall be sufficient ground for the termination of the protection or assistance to whistleblowers under this Office Order including the termination of their immunity from administrative cases, civil and/or criminal actions as may be appropriate.
- Any official or employee under obligation to report a disclosure under this Office Order, or who fails to act thereon or cause an investigation thereof, shall be liable for disciplinary action.
- Any official or employee who, with malice or bad faith, makes a false disclosure may be subject to administrative, civil and/or criminal actions, as may be warranted.

SCAN THE QR CODE TO ACCESS THE FULL COPY OF
PFDA'S WHISTLEBLOWING POLICY or VISIT:
www.bit.ly/PFDAWhistleblowingPolicy



STATEMENT OF MANAGEMENT'S RESPONSIBILITY FOR THE FINANCIAL STATEMENTS



Republic of the Philippines
Department of Agriculture

PHILIPPINE FISHERIES DEVELOPMENT AUTHORITY

TRACEABILITY CODE:

Page 1 of 1

STATEMENT OF MANAGEMENT'S RESPONSIBILITY FOR THE FINANCIAL STATEMENTS

The Management of the Philippine Fisheries Development Authority (PFDA) is responsible for the preparation and fair presentation of the financial statements, including the schedules attached therein, for the years ended December 31, 2020 and 2019, in accordance with the prescribed financial reporting framework indicated therein, and for such internal control as management determines is necessary to enable the preparation of financial statements that are free from material misstatement, whether due to fraud or error.

In preparing the financial statements, Management is responsible for assessing the PFDA's ability to continue as a going concern, disclosing, as applicable, matters related to going concern and using the going concern basis of accounting unless management either intends to liquidate the PFDA or to cease operations, or has no realistic alternative to do so.

The Board of Directors is responsible for overseeing the PFDA's financial reporting process.

The Board of Directors reviews and approves the financial statements, including the schedules attached therein, and submits the same to the stakeholders.

The Commission on Audit, through its authorized representative, has examined the financial statements of the PFDA pursuant to Section 2, Article IX-D of the Philippine Constitution and Section 28 of the Presidential Decree No. 1445, otherwise known as the Government Auditing Code of the Philippines. The Audit was conducted in accordance with the International Standards of Supreme Audit Institutions and the auditor, in its report to the Board of Directors, has expressed its opinion on the fairness of presentation upon completion of such audit.

Cheryl Marie Natividad-Caballero

CHERYL MARIE NATIVIDAD-CABALLERO
Undersecretary for Agri-Industrialization and for Fisheries
(Representing DA Sec. William D. Dar, Ph.D.)
Chairman of the Board of Directors

Glenn A. Pangapalan
ATTY. GLENN A. PANGAPALAN
General Manager

Jose A. Ruiz, Jr.
JOSE A. RUIZ, JR.
Manager, Finance Services Department
Signed this 17th day of March 2021



PCA Annex Building
Elliptical Road Diliman, Q.C.
Telefax. No. 8925-6141
www.pfda.gov.ph



PFDA - Bulan Fish Port Complex



Department of Agriculture
PHILIPPINE FISHERIES DEVELOPMENT AUTHORITY

PHILIPPINE FISHERIES DEVELOPMENT AUTHORITY CENTRAL OFFICE
PCA Annex Building I, PCA Compound
Elliptical Road, Diliman, Quezon City 1101
Tel. Nos. 8925-6141 / 8925-6138



REGIONAL FISH PORTS:

PFDA – Navotas Fish Port Complex, North Bay Blvd., Navotas City; 8281-2137/8283-1180; opm_nfpc@pfda.gov.ph
PFDA – General Santos Fish Port Complex, Brgy. Tumbler, General Santos City, South Cotabato; (083) 552-08-35; opm_gsfp@pfda.gov.ph
PFDA – Davao Fish Port Complex, Toril District, Davao City, Davao del Sur; (082) 291-09-31 / (082) 291-07-52 loc. 102; opm_dfpc@pfda.gov.ph
PFDA – Zamboanga Fish Port Complex, Sangali, Zamboanga City, Zamboanga del Sur; (062) 955-07-50; opm_zfpc@pfda.gov.ph
PFDA – Iloilo Fish Port Complex, Tanza, Iloilo City, Iloilo; (033) 335-01-54 / (033) 335-12-42; opm_ifpc@pfda.gov.ph
PFDA – Lucena Fish Port Complex, Dalahican, Lucena City, Quezon; (042) 660-42-13 / (042) 797-25-31; asfd_lfpc@pfda.gov.ph
PFDA – Camaligan Fish Port, Dugcal, Camaligan, Camarines Sur; (054) 225-41-62; opm_cfp@pfda.gov.ph
PFDA – Sual Fish Port, Poblacion, Sual, Pangasinan; (075) 532-11-12; opm_sfp@pfda.gov.ph
PFDA – Bulan Fish Port Complex, Pier 2, Zone 4, Bulan, Sorsogon; (056) 555-22-01 / 0908-627-98-88; opm_bfpc@pfda.gov.ph

