

2022 ANNUAL REPORT



Philippine Fisheries Development Authority

ABOUT THE COVER

Whenver we feel overwhelmed with the things happening around us, we can always look at the immensity of the blue-green ocean to make us feel humbled and grounded. The difficulties of life may be as wide as the sea, but this reminds us that we can always paddle through our setbacks and continue with a stronger mind and body—this is the story of the Philippine Fisheries Development Authority in the year 2022.

It is not always rainbows and butterflies for PFDA. This year, the nation faced a new wave of the COVID-19 disease. The country was also hit by one of the strongest typhoons in history. Regardless, the PFDA continued to paddle through the waves and found safety amidst the dark and vast sea-green ocean waters by working hand-in-hand with its clients, stakeholders, and industry partners.

This 2022, the agency focused on its goal to provide stronger shelters for the Filipino fisherfolk who are seeking a safe place to rest and grow. To fulfill its promise, the PFDA will continue to provide security amidst the uncertainties of the deep ocean.

In addition, this cover showcases the tenacity of the PFDA-Sual Fish Port located along the foothills of Mount Verde in Pangasinan. The viridescent shades of the mountain reflects the sea-green-colored waters which is also the color scheme throughout the PFDA Annual Report 2022.



EDITORIAL BOARD

Editor-in-Chief: Mc Christian Julius A. Macaranas II

Associate Editor: Miguel M. Pilarta

Layout Artists: Mark Angelo N. Perez • Paul Vincent R. del Rosario

Writers: Miguel M. Pilarta • Mark Angelo N. Perez

Photographers: Paul Vincent R. del Rosario • Mark Angelo N. Perez

Drone Operators: Johnny A. Basamot • Paul Vincent R. del Rosario • Engr. Danilo A. Axalan

Circulation: Ali-Jim P. Subang

Editorial Advisers: Ms. Iris R. De Vera • Ms. Gina J. Reyes • Atty. Jose R. Ruiz III

Contributors: PFDA Departments, Units, and Regional Fish Ports



This Annual Report was prepared by the Public Information Division from the reports submitted by the different departments and regional operating units of PFDA.

This issue is available in PDF. For copies, please send requests via email or scan the QR code and check Annual Reports under the Transparency Seal.



SCAN THIS



TABLE OF CONTENTS

06

FOREWORD
ABOUT PFDA

10

2022
HIGHLIGHTS

18

REGIONAL FISH PORTS

38

MUNICIPAL FISH PORTS
POST-HARVEST FACILITIES

40

PFDA 2022:
STORIES OF THE YEAR

56

BOARD OF DIRECTORS

60

DIRECTORY OF OFFICES

66

ANNEXES



FOREWORD



Food security and sustainability are among the hallmarks of a progressive, equitable, and resilient nation. It is thus fitting that we recognize the unwavering efforts of the Philippine Fisheries Development Authority, under the Department of Agriculture, to ensure that we not only harvest and produce quality fishery products, but also have streamlined systems that will efficiently deliver them to our people.

As you present your Annual Report FY. 2022, may you realize your instrumental role in improving livelihoods and fostering agricultural development. As President and Secretary of Agriculture, I express my continued support for your endeavors, especially those aimed at making our produce more affordable and available for all Filipinos. May you also continue to construct fishery post-harvest facilities in strategic locations to prevent food spoilage and reduce our reliance on importation as well as develop municipal fish ports across our archipelago to cut down any post-harvest losses and build on the capacities of our small-scale fisherfolk.

Bound by our collective goal to boost the Philippines' fish production, let us rehabilitate and modernize our fishing industry and value chain systems so that we can bring our nation to even greater heights.

Ipamalas natin ang ating nagkakaisang lakas tungo sa mas masaganang huli para sa bawat mangingisda at mas maunlad na ekonomiya para sa lahat!


His Excellency Ferdinand R. Marcos Jr.
President of the Philippines
Secretary, Department of Agriculture

FOREWORD



Atty. Glen A. Pangapalan
PFDA Acting General Manager

I am exceptionally proud to present the 2022 Annual Report of the Philippine Fisheries Development Authority (PFDA). This Report highlights the significant accomplishments made by the PFDA in fiscal year 2022. It was a year marked by a confluence of changes but we were able to finish the year in a stronger position than ever.

Despite challenging economic headwinds, the PFDA was able to perform better fiscally compared to the previous years with a gross income of PHP 902.7 million. Furthermore, the agency was able to record a total unloading volume of 543,146 metric tons (MT) of fish and fishery products this year. All of these were made possible by the continuous rehabilitation and improvement projects of the agency.

Speaking of rehabilitation and improvement, the year 2022 witnessed leaps and bounds in terms of the ongoing infrastructure projects of the agency. The rehabilitation and improvement of the PFDA-Lucena Fish Port Complex (PFDA-LFPC) has successfully concluded this year. Our Regional Fish Ports (RFP) in Iloilo and Davao are now more than 80% completed. The rest of our RFPs are also currently in various stages of implementation. These achievements align well with our vision to be the leader of fishery postharvest services towards a food secure and resilient Philippines by 2025.

Our pursuit of excellence and quality service defined our 46th year in service. In 2022, five of our RFPs and the Central Office maintained their International Organization for Standardization (ISO) 9001:2015 certificates after successfully complying with the requirements of the annual surveillance audit. Furthermore, we also received the Certificate of Compliance this year with the set of Freedom of Information requirements for the FOI 2021 implementation. These achievements validate the agency's commitment to provide unhindered services and quality products to all clients, stakeholders, and interested parties.

Our agency's banner Corporate Social Responsibility (CSR) program, the isDA ON THE GO (IOTG) Program, also made great strides this year. Because of the successful collaboration between PFDA and the Cooperative Development Authority (CDA) in the past year, the PFDA was recognized for its invaluable support to cooperatives in the country during the CDA Gawad Parangal 2022. As of today, the IOTG program proudly maintains its partnership with 110 cooperative partners and market areas all around the country.

On behalf of the PFDA community, I thank everyone who has been with us for the past 46 fruitful years. I sincerely thank the PFDA Board of Directors, headed by our President and Concurrent DA Secretary, His Excellency Ferdinand R. Marcos, Jr., for their continued support to the programs and projects of the PFDA. Rest assured that we are committed to our goal of building better fishery post-harvest facilities such as cold storages, refrigeration and processing facilities, and municipal fish ports for the Filipino fisherfolk. To our clients and stakeholders, I am extremely grateful for our continued partnership towards the betterment of the country's fishing industry.

To my PFDA colleagues, may we never lose sight of our vision and mission. Together, let us show that we are a strong and capable government agency that is committed and passionately working for the Filipino people.

PADAYON, PFDA!

ABOUT PFDA

The Philippine Fisheries Development Authority (PFDA) is a **government instrumentality with corporate powers (GICP)** attached to the Department of Agriculture (DA) mandated to strengthen the government's developmental thrusts in fisheries through a program that would balance production ventures with adequate postharvest support facilities.

Since its establishment in 1976, the PFDA is vested with the powers and responsibilities of promoting growth in the fishing industry and improving efficiency in the handling, preserving, marketing, and distribution of fish and fishery products. These objectives are carried out through the establishment and administration of fish ports, fish markets, and other infrastructure such as ice plants, cold storage facilities, and processing centers, that are necessary for the continuing advancement of the fishing industry.

As of today, the Authority is effectively managing **nine (9) regional operating units** located in strategic locations and major fish landing centers in the country under the Regional Fish Ports Program. In addition, the PFDA has also led the establishment of **136 project locations** across the country under the Municipal Fish Ports Program. To satisfy the ice requirements of the ports, there are **seven (7) operational ice-making machines** of different magnitudes and **cold storages** of varying capacities implemented by PFDA under the Ice Plants and Cold Storage Facilities Program.

MISSION

- Establish a new, upgrade, and maintain existing fishery postharvest infrastructure and facilities;
- Conduct our operations prudently, providing viability and financial growth to assure continuous improvement of port facilities and delivery of quality service;
- Satisfy our stakeholders business need with timely and quality service;
- Work as a team with dedication in an environment that ensures growth opportunities and employee engagement that will translate to quality service.

VISION

The leader of fishery post-harvest services towards a food secure and resilient Philippines by 2025.

CORPORATE SOCIAL RESPONSIBILITY STATEMENT

PFDA ensures transparency, accountability and compliance with statutory laws on good governance in all aspects of our operations, in serving our stakeholders and communities, in the sustenance of the environment, in our communication plans, and in adherence to gender and development principles.

MANDATE

A government instrumentality with corporate powers attached to the Department of Agriculture, created to promote the development of the fishing industry through the provision of post-harvest infrastructure facilities and essential services that improve efficiency in the handling and distribution of fish and fishery products and enhance their quality.

CORE VALUES

- P**rovide Outstanding Service
- F**oster a Culture of Integrity, Accountability, and Teamwork
- D**emonstrate Authentic and Transformational Leadership
- A**dhere to Excellence in Corporate Governance

PFDA ANNUAL REPORT

EXECUTIVE SUMMARY

Pursuant to its mandate, the PFDA sustained the operation of the nine (9) Regional Fish Ports (RFPs), namely: Navotas, Iloilo, Zamboanga, Camaligan, Lucena, Sual, Davao, General Santos, Buluan Fish Port.

As of December 31, 2022, the volume of fish unloaded at the regional fish port complexes reached a total of 543,146 metric tons (MT). The General Santos and Navotas Fish Port Complexes were the two (2) biggest contributors with 48% and 36% contributions to the total fish unloading, respectively. The remaining 16% was contributed by the other seven (7) RFPs. **The total number of fishing and non-fishing vessel arrivals reached 90,727.**

Insofar as processing activity is concerned, **1,787.99 MT of fishery and non-fishery products were processed** in the refrigeration facilities of General Santos, Zamboanga, and Camaligan Fish Ports. Moreover, the **total volume of ice produced** at Zamboanga, Davao, and General Santos Fish Ports was recorded at **29,836.29 MT**.

In 2022, the rehabilitation and improvement of the PFDA-Lucena Fish Port Complex (PFDA-LFPC) was successfully completed. Meanwhile, the Iloilo and Davao RFPs are now more than 80% completed. The rest of RFPs are currently in various stages of implementation.

In 2022, five PFDA RFPs and the Central Office maintained their International Organization for Standardization (ISO) 9001:2015 certificates after successfully complying with the requirements of the annual surveillance audit. Furthermore, the agency also

received the Certificate of Compliance this year with the set of Freedom of Information requirements for the FOI 2021 implementation.

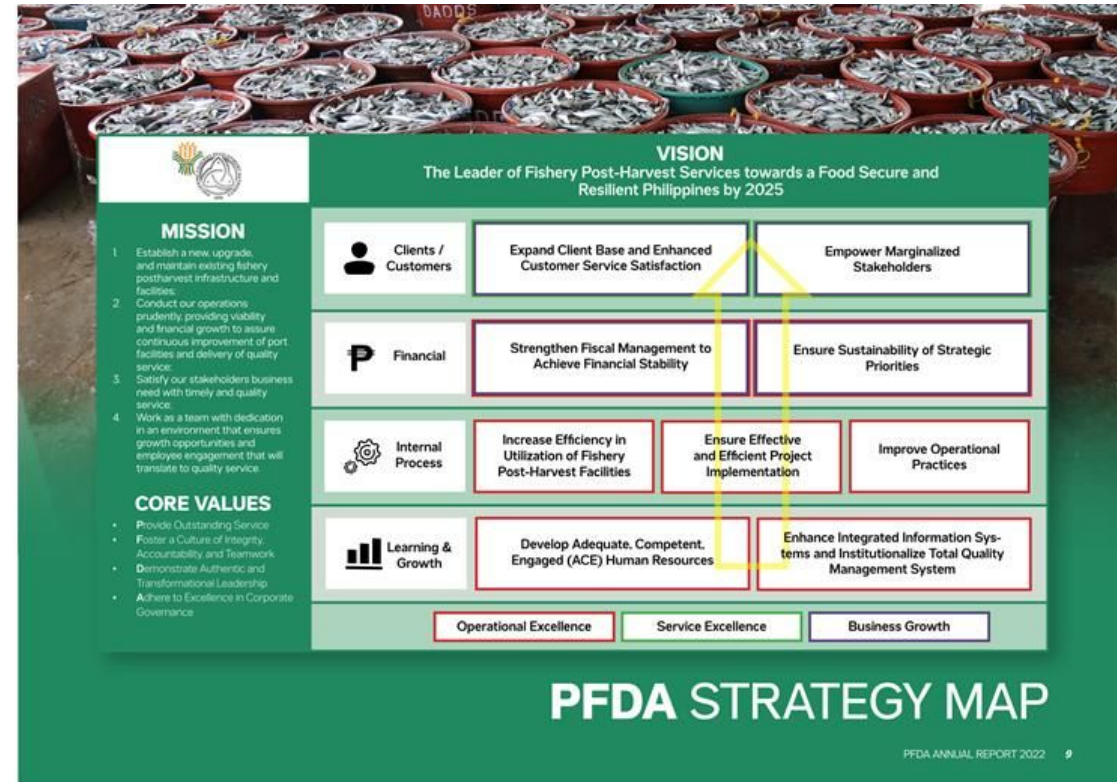
The ISDA ON THE GO (IOTG) program participated in trading fish and fishery products at DA KADIWA ni Ani at Kita, in partnership with LGUs and Cooperatives. To make sure that almost every family can have access to affordable and quality fresh-frozen fish, the IOTG program has identified communities in strategic locations not only within Metro Manila, but also in various provinces like Rizal, Bulacan, Tarlac, Pampanga, Nueva Ecija, Cavite, Laguna, Batangas, and Sorsogon. **The IOTG program sold 57.17 metric tons (MT) of fish and fishery products** (bangus, tilapia, squid, fresh and frozen GG & shrimp) in 2022.

In January 2022, the PFDA, through the PFDA-Davao Fish Port Complex (PFDA-DFPC), delivered 3 tons of frozen fish and 3 tons of construction materials in Sogod as part of the agency's relief efforts for the Typhoon Odette affected communities in Visayas and Mindanao. In addition, the PFDA Central Office and Navotas Fish Port Complex (PFDA-NFPC) also distributed 100 boxes of frozen fish and 500 relief boxes to typhoon-affected families in several barangays in Sogod. In total, 7,250 typhoon-affected families benefited from the relief operations conducted by the agency. Moreover, in June 2022, the PFDA, through the PFDA-Bulan Fish Port Complex (PFDA-BFPC), distributed approximately 116 metric tons (MT) of tamban (bali sardinella) to Mt. Bulusan eruption victims from the municipalities of Juban, and Irosin, Sorsogon to provide them with a much-needed food supply.

The nine (9) RFPs have issued a total of 46,162 Permits to Conduct Business (PTCBs) for CY 2022. The GSFP issued a total of 21,498 PTCB for CY 2022 (47% of the total). This was followed by NFPC, which contributed 32% or 14,545 of the total PTCB issued. The increase in the issuance of PTCBs can be primarily attributed to the sustained strict implementation of the "No ID, No Entry" Policy of all regional fish ports in the observance of the national government's mandate to undertake measures towards the nation's adaptation to the "new normal".


The agency has committed the development of three (3) systems—Client Digital Queueing System, Document Management System, and Online Transaction System—by the end of CY 2022. Four (4) systems, namely Job Request System (JRS), Key Performance Indicator (KPI) System, Online Competency and Profiling System (OCPS), and Preventive Maintenance System (PMS), were installed and implemented at the Central Office. The enhancement of three (3) systems—Integrated Corporate Reporting System (ICRS), Corporate Information System Portal, and Administrative Management Information System was also done in 2022.

With the improvement rating of 98.87% of the agency-wide personnel in 2021, the agency re-established its baseline in 2022 with the inclusion of newly identified competencies that need to be improved. Given this, the ASD-HRD conducted another competency profiling using the new competency framework. As a result, the re-established baseline of the agency is at 79.51% or 92 personnel with gaps were identified out of the 449 agency-wide personnel.



2022 PERFORMANCE AT A GLANCE

9 Regional Fish Ports	543,146.10 MT Volume of Fish Unloading in Metric Tons (MT)	1,787.99 MT Volume of Fishery & Non- Fishery Processed	90,727 Number of Fishing and Non-Fishing Vessel Arrivals
136 Municipal Fish Ports	46,162 PTCB/Clients Served	29,836.29 MT Volume of Ice Production	MT = Metric Tons
11 Ice Plants and Cold Storages	5 In-house Trainings and Career Development Program	300 Off-house Trainings and Career Development Program	6 ISO Certified Units



2022 FINANCIAL HIGHLIGHTS

Service Income	PHP 15,499,463.94
Business Income	PHP 878,782,569.52
Other Non-Operating Income	PHP 7,805,374.70

TOTAL INCOME FOR YEAR 2022 PHP 902,690,798.99

Regional Fish Port / Operating Unit	Total
Navotas Fish Port Complex	PHP 509,080,662.65
General Santos Fish Port Complex	PHP 158,292,713.53
Davao Fish Port Complex	PHP 24,662,491.12
Iloilo Fish Port Complex	PHP 73,766,430.39
Lucena Fish Port Complex	PHP 38,760,651.83
Zamboanga Fish Port Complex	PHP 60,808,482.02
Bulan Fish Port Complex / Tacloban Fish Port	PHP 14,318,974.68
Sual Fish Port	PHP 9,070,401.61
Camaligan Fish Port	PHP 6,388,399.58
Central Office / Municipal Fish Port / Ice Plant & Cold Storages	PHP 7,541,591.58
TOTAL	PHP 902,690,798.99

Breakdown of Gross Income per RFP / Operating Unit

2022 OPERATIONAL HIGHLIGHTS

Regional Fish Ports	Number of Clients Served (PTCS)	Volume of Fish Unloading in MT	Number of Fishing and Non-Fishing Vessel Arrivals	Volume of Ice Production in MT	Volume of Fishery & Non-Fishery Processed Products in MT
Navotas Fish Port Complex	14,545	192,990.04	14,635	-	-
General Santos Fish Port Complex	21,498	258,132.84	17,113	17,725.40	1,079.64
Davao Fish Port Complex	933	13,882.59	1,245	3,804.75	-
Iloilo Fish Port Complex	2,689	21,491.96	2,047	-	-
Lucena Fish Port Complex	2,902	23,693.90	9,171	-	-
Zamboanga Fish Port Complex	2,027	9,172.49	8,232	8,306.14	488.04
Bulan Fish Port Complex	1,126	21,529.85	38,007	-	-
Sual Fish Port	355	2,228.92	270	-	-
Camaligan Fish Port	87	23.52	7	-	220.31
TOTAL	46,162	543,146.10	90,727	29,836.29	1,787.99

MT = Metric Tons

2022 FISH PORT INFRASTRUCTURE DEVELOPMENT HIGHLIGHTS



2022 FISH PORT INFRASTRUCTURE DEVELOPMENT HIGHLIGHTS

Luzon

- 1 : Establishment of Sta. Cruz Mobile Cold Storage, Marinduque*
- 2 : Construction of Pasacao Fish Port and Ice Plant, Camarines Sur*
- 3 : Improvement of facilities and utilities at NFPC
- 4 : Construction of Bulan Ice Plant, Sorsogon
- 5 : Construction of Cabugao Ice Plant, Ilocos Sur
- 6 : Construction of Laoag 3MT IPCS, Ilocos Norte
- 7 : Construction of Taguig City Fish Port, Taguig
- 8 : Construction of Mamburao Ice Plant, Occ. Mindoro

LEGENDS:

* = COMPLETED as of December 31, 2022

Visayas

- 9 : Construction of Basay Fish Port, Negros Oriental*

LEGENDS:


* = COMPLETED as of December 31, 2022

Mindanao

- 10 : Construction of Malalag Fish Port, Davao del Sur
- 11 : Construction of Tagum City Modern Fish Market, Davao del Norte
- 12 : Construction of Panabo Ice Plant & Warehouse, Davao del Norte
- 13 : Construction of Mati City Fish Port, Davao Oriental
- 14 : Construction of Bislig City Fish Port, Surigao del Sur
- 15 : Extension of Wharf of PFDA-GSFPC



PFDA REGIONAL FISH PORTS



NAVOTAS FISH PORT COMPLEX

North Bay Boulevard, B281-2137/8263-1180; opm_nfpcc@pfda.gov.ph

The PFDA-Navotas Fish Port Complex (PFDA-NFPC) in Metro Manila is the first fish port placed under the jurisdiction of the PFDA. Situated in a vast 49-hectare land in the mid-eastern part of the Manila Bay, it is considered the premier fish center of the Philippines and one of the largest fish ports in Asia. Since it began its operations in 1977, it has been providing fish and fishery products to markets and institutional buyers in Metro Manila and other parts of Luzon.

The PFDA-NFPC provides post-harvest facilities for harbor operations such as drydocking, net mending area, ice, water and fuel conveyance and product transshipment. It is also considered a major site for unloading and marketing of fish from commercial and municipal fishing vessels. Through the Regional Fish Port Project for the Greater Capital Region, the rehabilitation and improvement of PFDA-NFPC is currently underway. Once finished, it is expected to become a world-class integrated trading hub for various fishery commodities.

Gross Income Breakdown

Service Income	PHP 5,318,526.99
Business Income	PHP 503,452,631.86
Other Non-Operating Income	PHP 309,503.80

TOTAL PHP 509,080,662.65

Port Highlights

Number of clients served with Permit to Conduct Business (PTCB)	14,545
Number of Fishing and Non-Fishing Vessel Arrivals	14,635
Volume of Fish Unloading	192,990.04 MT

Top 5 Fish Species in MT

1 Roundscad	66,717.23 MT
2 Milkfish	32,017.92 MT
3 Indian Mackerel	13,457.59 MT
4 Green Mussels	12,655.26 MT
5 St. Peter Fish	7,957.80 MT

MT: Metric Tons

GENERAL SANTOS FISH PORT COMPLEX

Brgy. Tambler, General Santos City, South Cotabato (083) 552-08-35; opm_gsfpc@pfda.gov.ph

The General Santos Fish Port Complex (PFDA-GSFPC) is located in Barangay Tambler, General Santos City in South Cotabato. With an area of 11 hectares, it provides fishery post-harvest facilities for commercial and municipal fishing vessels, market traders, processors and exporters in SOCCSKSARGEN. Because of its role as a major producer and exporter of tuna in the country and in Asia Pacific, it earned the moniker, "Tuna Capital of the Philippines" in the 1970s. Since then, the PFDA-GSFPC has catered to the robust tuna industry as the primary provider of post-harvest facilities and infrastructure

that facilitates the handling, trading and distribution of tuna. Under the PFDA initiatives, the Wharf II extension of the PFDA – General Santos Fish Port Complex (PFDA-GSFPC) is moving closer to its completion. In addition to this, the PFDA has pipelined various projects for the future improvement of the port. This includes the forthcoming expansion and improvement of the PFDA-GSFPC amounting to PHP 2.8 billion.

Gross Income Breakdown

Service Income	PHP 4,929,696.56
Business Income	PHP 153,363,016.97
TOTAL	PHP 158,292,713.53

Port Highlights

Number of clients served with Permit to Conduct Business (PTCB)	21,498
Number of Fishing and Non-Fishing Vessel Arrivals	17,113
Volume of Fish Unloading	258,132.84 MT
Volume of Fish Fishery Processed Products	1,079.64 MT
Volume of Ice Production	17,725.40 MT

Top 5 Fish Species in MT

1. Skipjack Tuna	188,761.90 MT
2. Yellowfin Tuna	32,237.11 MT
3. Roundscad	18,243.99 MT
4. Milkfish	3,583.11 MT
5. Big-eyed Scad	3,526.36 MT

MT: Metric Tons

DAVAO FISH PORT COMPLEX

Toril District, Davao City, Davao del Sur; (082) 291-09-31 / (082) 291-07-52 loc. 102; cpm_dpco@pfda.gov.ph

The Davao Fish Port Complex (PFDA-DFPC) is a 4.5-hectare fish port complex situated in Davao, Toril District in Davao City. Established in 1995, the DFPC has become attractive to foreign long-line vessels thereby making it an alternative transshipment port in the Asia Pacific Region. It also serves as a hub for the collection, processing, storage, and packaging of fish and fishery products for distribution to both domestic and export markets.

The ongoing rehabilitation and improvement of PFDA-DFPC is expected to support the region's growing agro-industrial sector, spurring further economic growth in Mindanao. Given its strategic location and current role as a regional fish port complex, the improvement and modernization project is expected to enhance the country's socioeconomic integration with other major trading hubs in the Asia-Pacific region.

Gross Income Breakdown

Service Income	PHP 457,149.72
Business Income	PHP 23,594,049.62
Other Non-Operating Income	PHP 7,900.95
TOTAL	PHP 24,662,491.12

Port Highlights

Number of clients served with Permit to Conduct Business (PTCB)	933
Number of Fishing and Non-Fishing Vessel Arrivals	1,245
Volume of Fish Unloading	13,882.59 MT
Volume of Ice Production	3,804.75 MT

Top 5 Fish Species in MT

1. Overland Imported Frozen Marine Products	6,420.37 MT
2. Yellowfin Tuna	1,857.75 MT
3. Roundsad	1,605.13 MT
4. Indian Mackerel	1,242.78 MT
5. Moonfish	1,235.54 MT

MT: Metric Tons

ILOILO FISH PORT COMPLEX

Tanza, Iloilo City, Iloilo; (033) 335-0154 / (033) 335-1242; opm_ifpc@pda.gov.ph

The Iloilo Fish Port Complex (PFDA - IFPC) is located in a 21-hectare reclaimed area at Barangay Tanza, Iloilo City in Visayas. Once considered a traditional landing site of bagneros and other fishing bancas in Iloilo City and nearby towns, it currently serves as a major fish port in Visayas with a vast area of raw land open for lease for commercial spaces, communication facilities and agri-fishery-related factories. Its strategic location as an inter-island port with a natural harbor makes it an ideal location for trade and industry.

The ongoing renovation and improvement of the PFDA-IFPC is expected to contribute to a more competitive fishing industry in the entire Visayas region by attracting more investors and locators, particularly fish processors, by providing more income and employment for fisherfolks and their families.

Gross Income Breakdown

Service Income	PHP 580,924.90
Business Income	PHP 71,692,553.50
Other Non-Operating Income	PHP 1,492,951.99
TOTAL	PHP 73,766,430.39

Port Highlights

Number of clients served with Permit to Conduct Business (PTCB)	2,689
Number of Fishing and Non-Fishing Vessel Arrivals	2,047
Volume of Fish Unloading	21,491.96 MT

Top 5 Fish Species in MT

1 Roundscad	5,334.74 MT
2 Milkfish	5,077.45 MT
3 Eastern Little Tuna	964.88 MT
4 Monocle Bream / Thread-finned Bream	868.175 MT
5 Goatfish	769.335 MT

MT: Metric Tons

LUCENA FISH PORT COMPLEX

Dalahican, Lucena City, Quezon; (042) 660-42-13 / (042) 797-25-31; asfd_@pfda.gov.ph

The Lucena Fish Port Complex (PFDA-LFPC) in CALABARZON is located in a 7.8-hectare reclaimed area at Barangay Dalahican in Lucena City, Quezon. Among the current services offered by the PFDA-LFPC are the unloading and marketing of fish both from commercial and municipal fishing vessels as well as fish supplies from overland vehicles.

It is currently being developed under the Nationwide Fish Ports Project Package III of the government. The project includes the construction, rehabilitation and improvement of the fish port's existing facilities, such as pier, market hall, cold storage, ice plant and wastewater treatment plant. The newly-improved PFDA-LFPC is expected to be fully operational in March 2023.

Gross Income Breakdown

Service Income	PHP 979,784.15
Business Income	PHP 37,780,867.68
TOTAL	PHP 38,760,651.83

Port Highlights

Number of clients served with Permit to Conduct Business (PTCB)	2,902
Number of Fishing and Non-Fishing Vessel Arrivals	9,171
Volume of Fish Unloading	23,693.90 MT

Top 5 Fish Species in MT

1 Roundscad	3,506.18 MT
2 Milkfish	2,750.54 MT
3 Indian Sardines	1,981.89 MT
4 Island Mackerel	1,766.97 MT
5 St. Peter Fish	1,537.34 MT

MT: Metric Tons

ZAMBOANGA FISH PORT COMPLEX

Sangali, Zamboanga City, Zamboanga del Sur; (062) 955-0750; opm_zfpc@pfda.gov.ph

The Zamboanga Fish Port Complex (PFDA-ZFPC) is situated in a 125-hectare complex in Barangay Sangali, Zamboanga del Sur. Its establishment in 1985 strengthened the linkages and trade links with our neighboring Asia Pacific countries that has been in place since the 1600s. It is considered the largest marine products processing center in Region 9.

The PFDA-ZFPC is currently undergoing renovation and improvement to provide better facilities for fisherfolks, vessel operators, fish brokers, traders and processors, storage and ice plant operators, and agricultural support groups in the region.

Gross Income Breakdown

Service Income	PHP 2,469,928.55
Business Income	PHP 57,099,194.72
Other Non-Operating Income	PHP 1239,358.75
TOTAL	PHP 60,808,482.02

Port Highlights

Number of clients served with Permit to Conduct Business (PTCB)	2,027
Number of Fishing and Non-Fishing Vessel Arrivals	8,232
Volume of Fish Unloading	9,172.49 MT
Volume of Fish Fishery Processed Products	488.04 MT
Volume of Ice Production	8,306.14 MT

Top 5 Fish Species in MT

1 Big-eyed Scad	2,667.18 MT
2 Roundscad	1,894.27 MT
3 Sardinella	1,472.03 MT
4 Crevalle	618.275 MT
5 Short Mackerel	520.205 MT

MT: Metric Tons

BULAN FISH PORT COMPLEX

Pier 2, Zone 4, Bulan, Sorsogon; (056) 555-22-01 / 0908-627-98-88; opm_bfpc@pfda.gov.ph

The Bulan Fish Port Complex (PFDA-BFPC) was officially upgraded from a municipal fish port to its current Regional Fish Port (RFP) status in 2017, making it the most recent regional fish port to be placed under the management of PFDA. Located in the south-westernmost tip of Luzon Island, it is accessible to municipal and commercial vessels coming from Northern Samar, Masbate, and Leyte. The PFDA-BFPC jointly manages the

operations of Tacloban City Municipal Fish Port (TCFP) in Leyte with the local government unit.

The PFDA-BFPC is one of the ports that is being rehabilitated through the PFDA Initiative, with an additional ice plant currently being built.

Gross Income Breakdown

Service Income	PHP 677,131.00
Business Income	PHP 13,621,450.43
Other Non-Operating Income	PHP 20,393.25
TOTAL	PHP 14,318,974.68

Port Highlights

Number of clients served with Permit to Conduct Business (PTCB)	1,126
Number of Fishing and Non-Fishing Vessel Arrivals	38,007
Volume of Fish Unloading	215,298.85 MT

Top 5 Fish Species in MT

1. Bali Sardine	117,337.79 MT
2. Pacific Saury	260,645 MT
3. Anchovy	222,635 MT
4. Roundscad	183,119 MT
5. Milkfish	136,92 MT

MT: Metric Tons

SUAL FISH PORT

Sual, Pangasinan; (075) 532-11-12; opm_sfp@pfda.gov.ph

The Sual Fish Port (PFDA-SFP) is constructed on a 3.8-hectare reclaimed land located at Poblacion, Sual in Pangasinan. It currently plays a significant role as the only transshipment port in northern Luzon, not only for fish caught in Lingayen Gulf but also for general commodities to Dagupan City, the center of commerce and marketing in Pangasinan province.

The renovation and improvement project of the PFDA-SFP aims to accommodate bigger fishing boats and cargo vessels coming from different parts of the country. Set to be finished by the end of 2023, the modernization of the PFDA-SFP is critical to the development of the fisheries sector of the country.

Gross Income Breakdown

Service Income	PHP 65,322.07
Business Income	PHP 9,005,079.54
TOTAL	PHP 9,070,401.61

Port Highlights

Number of clients served with Permit to Conduct Business (PTCB)	355
Number of Fishing and Non-Fishing Vessel Arrivals	270
Volume of Fish Unloading	2,228.92 MT

Top 5 Fish Species in MT

1 Roundscad	911,785 MT
2 Skipjack Tuna	582,96 MT
3 Frigate Tuna	490,035 MT
4 Yellowfin Tuna	198.38 MT
5 Blue-Fin Tuna	27,475 MT

MT: Metric Tons



CAMALIGAN FISH PORT

Dugcal, Camaligan, Camarines Sur; (054) 225-41-62; bpm_cfp@pfda.gov.ph

The Camaligan Fish Port (PFDA-CFP) is built on a 4-hectare property in Barangay Dugcal, Camaligan in Camarines Sur. Completed in 1991, it has been serving its role as a fish processing complex providing facilities and services to private fish processors. It extends its services to the entire Bicol Region in terms of efficient handling and distribution of fish and fishery products.

Gross Income Breakdown

Service Income	PHP 65,322.07
Business Income	PHP 9,005,079.54
TOTAL	PHP 9,070,401.61

Port Highlights

Number of clients served with Permit to Conduct Business (PTCB)	87
Number of Fishing and Non-Fishing Vessel Arrivals	7
Volume of Fish Unloading	23.52 MT
Volume of Fish Fishery Processed Products	220.31 MT

PFDA MUNICIPAL FISH PORTS AND OTHER FISHERY POST-HARVEST FACILITIES

Pursuant to its mandate, the PFDA sustained the operation of the **nine (9) Regional Fish Ports (RFPs)** namely: Navotas, Iloilo, Zamboanga, Camaligan, Lucena, Sual, Davao, General Santos, and Buluan Fish Ports. The fish port located in Tacloban, Leyte is under joint management by PFDA and LGU.

As of 31 December 2022, the volume of fish unloaded at the regional fish port complexes reached a total of 543,146 metric tons (MT). The General Santos and Navotas Fish Port Complexes were the two (2) biggest contributors to fish unloading with a total of 48% and 36% contributions, respectively. The remaining 16% was, however, contributed by the other seven (7) RFPs. The total number of fishing and non-fishing vessel arrivals reached 90,727.

Construction of the Tagum City Modern Fish Market

Insofar as processing activity is concerned, 1,787.99 MT of fishery and non-fishery products were processed in the refrigeration facilities of General Santos, Zamboanga, and Camaligan Fish Ports. Moreover, the total volume of ice produced at Zamboanga, Davao, and General Santos Fish Ports was recorded at 29,836.29 MT.

As of date, the agency **constructed 136 fish ports and fish landings nationwide** operating under the oversight of the nine PFDA RFPs.

In addition, for ice requirement and food safety, the PFDA currently has **seven operational ice-making machines of different magnitudes and cold storages of varying capacities** all over the country.

In line with the government's privatization scheme, the PFDA continued to lease out **four IPCS** to the private sector located in the provinces of Masbate, Negros Occidental, Sultan Kudarat, and Surigao del Norte.

Cold storage facility at the PFDA - General Santos Fish Port Complex

Ice production at the PFDA - Davao Fish Port Complex

Port operations at the Loay Municipal Fish Port in Bohol

PFDA 2022 STORIES OF THE YEAR





#NAGKAKAISANGPFDA: PFDA MARKS 46 YEARS OF ASSISTING FILIPINO FISHERFOLK

Philippine Fisheries Development Authority celebrated its 46th anniversary with the theme "Nagkakaisang PFDA tungo sa Mas Pinalakas na Sektor ng Pangisdaan", held at the Philippine Coconut Authority Auditorium and via livestream on August 11, 2022.

Before the main anniversary program, the PFDA Central Office (CO) and Regional Fish Ports (RFPs) held a simultaneous Thanksgiving Mass that was followed by the blessing of the newly renovated CO building.

The program began with the premier of the PFDA Corporate Video 2022 that showcased the agency's flagship infrastructure and rehabilitation projects and the isDA ON THE GO program. The corporate video also featured messages of appreciation and well-wishes from clients and stakeholders nationwide.

Assistant General Manager (AGM) Ms. Iris R. de Vera thanked everyone who attended today's live program physically and via livestream. She said that 46 years is such a great achievement for the agency and there will still be challenges ahead, but the PFDA must deliver and work together to effectively perform the agency's mandate and achieve its vision of providing better service to its stakeholders and support the Department of Agriculture's goal of making food available and affordable to the consuming public.

"Over the years, the PFDA remains committed and strong for a unified purpose of supporting the fishing industry by developing, operating, and managing sound and sustainable post-harvest facilities. With our continuous and united effort to perform and undertake our responsibilities, we are proud of our agency's performance and [we] had risen to the challenges in the agency's operation. Let us work together and strive harder to achieve more milestones towards a stronger fisheries industry and food-resilient Philippines," AGM de Vera said.

AGM de Vera also sent her deepest gratitude to Atty. Glen A. Pangalalan for his good stewardship and for being a team player in propelling PFDA to perform well.

Afterwards, the PFDA recognized the extensive service and commitment of its Service Loyalty Awardees in the Central Office and RFPs who contributed a significant amount of time assisting the Filipino fisherfolk.



PFDA - Zamboanga Fish Port Complex



PFDA - Navotas Fish Port Complex



PFDA - Lucena Fish Port Complex



PFDA 46th Anniversary Committee



PFDA - Iloilo Fish Port Complex



PFDA - Butuan Fish Port Complex

PFDA CO, FIVE RFPS MAINTAIN ISO 9001 CERTIFICATION

Despite a very challenging year, PFDA and five Regional Fish Ports (RFP) maintained their International Organization for Standardization (ISO) 9001:2015 certificates after successfully complying with the requirements of the annual surveillance audit.

The PFDA Central Office (CO) and RFPs, namely the Navotas Fish Port Complex (NFPC), Iloilo Fish Port Complex (IFPC), Lucena Fish Port Complex (LFPC), Davao Fish Port Complex (DFPC), and General Santos Fish Port Complex (GSFPC), have secured their ISO certification in their respective units.

The PFDA CO has been awarded ISO 9001 recertification by the TÜV Rheinland on December 17.

For four consecutive years, the Central Office has been providing quality project management services to its clients, stakeholders, and industry partners and meeting international standards on Quality Management System (QMS).

Quality Management Representative (QMR) and Corporate Planning and MIS Department Manager Ms. Gina J. Reyes thanked the TÜV Rheinland Audit Team for allowing the PFDA management to learn more about improving the agency's QMS in the future. Ms. Reyes said, "we are proud of what we achieved this year, and our collective effort in the ISO recertification process has bore fruit."



The PFDA-NFPC passed its surveillance audit on November 4, followed by the successful ISO audit of the PFDA-IFPC and PFDA-LFPC on November 25 and 29, respectively, by SOCOTEC Certification Philippines, Inc.



Subsequently, the PFDA-DFPC and PFDA-GSFPC ended the year with another milestone after passing SOCOTEC's ISO surveillance audit on December 2 and 13, respectively.



RECOGNITIONS AND AWARDS FROM VARIOUS GOVERNMENT AGENCIES

This year, the PFDA has been awarded with various accolades for its continuous delivery of quality services and fishery products to all its clients, stakeholders, and industry partners nationwide.

While adhering to its mandate, the PFDA aims to strengthen its ties and linkages with other government agencies by actively participating in various nation-building activities so we can achieve a food secure and resilient Philippines.

Through these partnerships, the PFDA can further its reach and expand its assistance to more Filipinos. The PFDA strongly believes that working hand-in-hand with other government agencies can bring in more opportunities towards a stronger, brighter, and better future for our country's fisheries industry.



The PFDA received a **Certificate of Compliance** awarded by the Freedom of Information - Program Management Office (FOI-PMO) of the Presidential Communications Operations Office (PCOO) for fully satisfying the set of enhanced Freedom of Information (FOI) requirements in 2021 awarded on November 14, 2022.



A token of recognition was awarded to the PFDA for its invaluable support of cooperatives in the country during the **Cooperative Development Authority (CDA) Gawad Parangal 2022** held at the Manila Hotel, City of Manila, on October 28, 2022. Regional Municipal Port Operations Division (RMPOD) Chief Ms. Janet T. Manalo and Ms. Cerespink A. Agula of the PFDA - Navotas Fish Port Complex received the award.



The PFDA received a commendation from the Department of Agriculture (DA) - Internal Audit Service (IAS) headed by Atty. Christopher R. Bahas for its 100% resolution rate of citizens' complaints lodged at the Office of the President's 8888 Citizens' Complaint Center (8888 CCC) from August 2018 to October 2022.

ISDA ON THE GO ACTIVITIES

This 2022, the PFDA isDA on the Go (IOTG) project participated in trading fish and fishery products at the Department of Agriculture (DA)'s KADIWA ni Ani at Kita Program in partnership with Local Government Units and cooperatives nationwide.

To make sure that almost every family can have access to pocket-friendly and quality fresh-frozen fish, the IOTG project has identified communities in strategic locations not only within Metro Manila, but also in various provinces like Rizal, Bulacan, Tarlac, Pampanga, Nueva Ecija, Cavite, Laguna, Batangas, and Sorsogon. In addition, the IOTG Program was also launched in Southern Leyte, Bohol, and Davao Region in partnership with the Cooperative Development Authority (CDA).

This year, the IOTG project sold **57.17 metric tons (MT)** of fish and fishery products at affordable prices.



Contract signing of CDA-registered cooperatives in Metro Manila with Assistant General Manager Ms. Iris R. de Vera (middle)



Launching of the IOTG Program in Sogod, Southern Leyte in partnership with the CDA. Five inverter chest freezers were delivered to five cooperative beneficiaries

Launching of the IOTG Program in Bohol in partnership with the CDA. Seven inverter chest freezers were delivered to seven cooperative beneficiaries

Launching of the IOTG Program in Region IX in partnership with the CDA. 20 inverter chest freezers were delivered to cooperative beneficiaries

PFDA AIDS TY ODETTE VICTIMS IN VISAYAS, MINDANAO



As the agency's step to aiding Typhoon Odette victims, Philippine Fisheries Development Authority (PFDA) has conducted simultaneous distribution of **relief goods and construction materials worth P10 million** to over 7,250 typhoon-affected families in Sogod, Southern Leyte; Surigao City; Siargao Island; and Ubay, Bohol on January 26 to 28, 2022.

Led by PFDA General Manager Atty. Glen A. Pangapalan and Assistant General Manager Ms. Iris R. de Vera, the agency has allocated 10 million pesos from the PFDA corporate funds to assist various provinces in the southern portion of the country that have been severely affected by the strongest storm of 2021.

Two 10-wheeler trucks filled with three tons of fishery products and three tons of construction materials from the PFDA - Davao Fish Port Complex (PFDA-DFPC) arrived in **Sogod, Southern Leyte** to aid more Odette-stricken barangays.

Also, the PFDA - Central Office and PFDA - Navotas Fish Port Complex (PFDA-NFPC) also distributed 100 boxes of frozen fish and 500 relief boxes to typhoon-hit families together with a truckload of construction materials like galvanized iron sheets (yero), umbrella nails, hammers, rolls of tie wire, cut saw, and canvasses to Odette victims in **Ubay, Bohol**.

Meanwhile, the team composed of PFDA - General Santos Fish Port (PFDA-GSFPC) and PFDA-DFPC delivered food packs and construction materials to more than 5,000 typhoon-affected families in **Surigao City and Siargao Island**.

Typhoon Odette made its first landfall in the province of Surigao del Norte. Torrential rains, strong winds, and storm surges wreck havoc in the area which rendered many families homeless and in need of help. Immediately after, the typhoon made its landfall in Siargao Island which resulted in a very devastating aftermath in one of the country's top tourist destinations.



RELIEF OPERATIONS TO RESIDENTS AFFECTED BY MT. BULUSAN'S ERUPTION



In June 2022, the PFDA, through the PFDA – Bulan Fish port Complex (PFDA-BFPC), distributed approximately 116 metric tons (MT) of tamban (bali sardinella) to Mt. Bulusan eruption victims from the municipalities of Juban and Irosin in Sorsogon.

Following consecutive phreatic eruptions of Mt. Bulusan on June 5 and 12, the PFDA delivered 29 boxes of tamban to affected residents in the barangays of Bacolod, Puting Sapa, Buraburan, and Catanusan in Juban. The relief team also went to Brgy. Cogon in Irosin to provide them with a much-needed food supply.

PHILIPPINE FISHERIES DEVELOPMENT AUTHORITY
BULAN FISH PORT COMPLEX

TABANG BULUSAN

Relief operation for the affected
municipalities of
Mt. Bulusan eruption

June 16, 2022



AUTOMATION OF PFDA SERVICES

The agency has committed the development of three (3) systems – Client Digital Queueing System, Document Management System, and Online Transaction System – by the end of CY 2022.

In addition, four (4) systems – Job Request System (JRS), Key Performance Indicator (KPI) System, Online Competency and Profiling System (OCPS), and Preventive Maintenance System (PMS) – and the enhancement of three (3) systems – Integrated Corporate Reporting System (ICRS), Corporate Information System Portal, and Administrative Management information System were installed and implemented at the Central Office.

Through these online systems, the PFDA aims to give excellent customer service to its clients and stakeholders nationwide. With faster communication and a user-friendly interface, these systems can provide secured and accurate data both for PFDA employees and external institutions alike.



GENDER AND DEVELOPMENT FOCAL POINT SYSTEM

The PFDA through its Gender and Development Focal Point System (GAD-FPS), joins in the celebration of the **2022 National Women's Month Celebration** with the theme "We Make Change Work for Women: Agenda ng Kababaihan: Tungo sa Kaunlaran", in March.

PFDA Assistant General Manager Ms. Iris R. de Vera said that the times have changed for women. She proudly said that there are women who are now leading various organizations in the fisheries sector. Nowadays, some women are working and operating regional and municipal fish ports across the country. She also emphasized how women are now leading every important decision-making that can help improve the fisheries industry.

"Sama-sama po nating ipagbunyang buwan ng mga babae sa sektor ng pangisdaan. Lagi nating tatandaan na hindi tayo 'babae lang'. Malalakas tayo at marami tayong kayang gawin," AGM Iris said.



As the agency continues its promise to champion gender inclusivity and equality this 2022 National Women's Month, the PFDA conducted an online Gender Sensitivity Orientation led by Dr. Excelsa C. Tongson, Deputy Director for Training and Outreach at the University of the Philippines Center for Women's and Gender Studies (UPCWGS).

GENDER AND DEVELOPMENT FOCAL POINT SYSTEM

The PFDA launched the "Ano ang Suot ko?" Art Exhibit as part of the **GAD 18-Day Campaign to End Violence Against Women (VAW)** in November 2022.

The art exhibit is inspired by the first exhibition based on survivor accounts collected by Ms. Jen Brockman and Dr. Mary Wyandt-Hiebert from the University of Arkansas in 2013 which was accompanied by a spoken word piece of the same title based on the poem "What I Was Wearing" by Mary Simmerling.

The art exhibit aims to raise public awareness about the question "Ano ang suot mo?" that condemns the victims of all kinds of gender-based abuse and neglects the perpetrators.



Scan the QR code to watch the **ANO ANG SUOT KO?** spoken poetry video

The PFDA – Gender Focal Point System conducted a three-day **Gender and Development (GAD) Planning and Budgeting for Fiscal Year (FY) 2023 and 2024** and **GAD Agenda 2023 to 2028** at the University Hotel, University of the Philippines, Diliman, Quezon City on October 19 to 21, 2022.

The three-day workshop follows the Philippine Commission on Women's (PCW) Memorandum Circular No. 2022-03 about the Preparation and Online Submission of FY 2023 GAD Plans and Budgets. The activity was attended by GAD TWG representatives from all PFDA Regional Fish Ports (RFPs) nationwide and PFDA Central Office.

This GAD activity was the first-ever face-to-face deliberation of the GBP and GAD Agenda since the pandemic started in 2020.



Members of the PFDA – GAD Focal Point System Technical Working Group during the GAD Planning and Budgeting

PFDA ANNUAL REPORT 2022 53

Photos during the opening of the National Women's Month Celebration

TRAINING AND CAREER DEVELOPMENT PROGRAMS

IN-HOUSE TRAININGS (conducted/ organized by ASD-HRD)	
NAME OF TRAINING	NO. OF PARTICIPANTS
SS for Good Housekeeping	25
Leave Administration Course for Effectiveness	30
Leadership and Management	25
Basic Records and Archives Management	57
Succession Planning	50
RA 9184 AND its 2016 Revised IRR	94
TOTAL NUMBER OF PARTICIPANTS	281



Awarding of participants from the Central Office during the seven-day Succession Planning

OFF-HOUSE TRAININGS (organized by other agencies or organizations)	
UNITS/OFFICES	NO. OF TRAININGS
Central Office	13
Navotas Fish Port Complex	36
General Santos Fish Port Complex	20
Davao Fish Port Complex	9
Iloilo Fish Port Complex	4
Lucena Fish Port Complex	8
Zamboanga Fish Port Complex	5
Bulan Fish Port Complex	1
TOTAL NUMBER OF TRAININGS	96



Participants during the Government Procurement Policy Board Training 2022

The PFDA's continued success is anchored in the capable and competent hands of our dedicated employees. This 2022, the PFDA Administrative Services Department - Human Resource Division (ASD-HRD) has provided training and career development programs for the employees in order to sharpen and further improve their competencies and skills.

Through these capacity-building undertakings, all PFDA personnel have demonstrated unwavering commitment to the agency's mission and vision.

The PFDA has conducted **six in-house trainings** attended by 281 participants and **96 off-house trainings** attended by 303 participants from all PFDA departments and operating units nationwide.



Online participants during the Training on the SS of Good Housekeeping

THE PFDA DIGITAL LIBRARY IS ALWAYS OPEN!



SCAN THIS TO ACCESS THE PFDA ONLINE LIBRARY

Keep up with everything that is happening around the fisheries sector in the country at the comfort of your own home. Stay updated with the recent trends, heartwarming stories, and fishery-related activities in one place and in one click!

You can visit the PFDA website (pfda.gov.ph) and go to the News and Events tab to access the online copies of the PFDA Review or scan the QR code. You can also click on the Transparency Seal and search for the latest online copies of the PFDA Annual Reports to know more about the PFDA.

Stay informed and stay connected with PFDA!



PFDA BOARD OF DIRECTORS



President Ferdinand R. Marcos Jr.
Secretary, Department of Agriculture
Chairperson, PFDA Board of Directors

ACADEMIC QUALIFICATIONS

- **MBA**, Graduate Coursework in Business Administration, Wharton School of Business, University of Pennsylvania, USA
- **Special Diploma in Social Studies**, Oxford University, England

PROFESSIONAL QUALIFICATIONS

- **Senator**, July 2010 - June 2016
- **Congressman**, Second District, Ilocos Norte, 2007 - 2010
- **Governor**, Province of Ilocos Norte, 1998 - 2007
- **Congressman**, Second District, Ilocos Norte, 1992 - 1995
- **Governor**, Province of Ilocos Norte, 1983 - 1986
- **Vice Governor**, Province of Ilocos Norte, 1981 - 1983



Roderico R. Bioco
Administrator, National Food Authority
Ex-Officio Member

ACADEMIC QUALIFICATIONS

- **BS in Mathematics**, Ateneo de Manila University
- **Specialized in Statistics**, University of the Philippines

PROFESSIONAL QUALIFICATIONS

- **Consultant**, La Filipino Uy Gongco Corporation
- **General Manager**, Minanao Grains Processing Company (1999 - 2019)
- **Philippine Representative**, Australian Rural Exports Pty Ltd. (1992 - 1997)
- **Sales Representative**, Sumimoto Corporation (1989 - 1991)

PFDA BOARD OF DIRECTORS



Maria Antonia Yulo-Loyzaga
Secretary, Department of Environment and Natural Resources
Ex-Officio Member

ACADEMIC QUALIFICATIONS

- **Master of Arts in Government**, International Relations, Georgetown University
- **BA in Political Science**, Ateneo de Manila University

PROFESSIONAL QUALIFICATIONS

- **President**, National Resilience Council
- **Member**, United Nations International Office for Disaster Risk Reduction's (UNDRR) Asia Pacific Science Technology Advisory Group (APSTAG)
- **Chairperson**, International Advisory Board of the Manila Observatory
- **Executive Director**, Manila Observatory
- **Board of Trustee**, Ateneo de Manila University, Ateneo de Naga University, Zuelig Family Foundation, Manila Observatory, Forest Foundation Philippines



Alfredo E. Pascual
Secretary, Department of Trade and Industry
Ex-Officio Member

ACADEMIC QUALIFICATIONS

- **Master in Business Administration**, University of the Philippines
- **Bachelor of Science in Chemistry**, University of the Philippines
- **Rotary International's Group Study Exchange**, 1975 (to New York, USA and Ontario, Canada)

PROFESSIONAL QUALIFICATIONS

- **President**, Management Association of the Philippines (MAP)
- **President and CEO**, Institute of Corporate Directors (ICD)
- **President**, University of the Philippines
- **Asian Development Bank**
Advisor for Public-Private Partnership (Jakarta Resident Mission)
Director, Private Sector Operations (Manila HQ)
Director, Infrastructure Finance (Manila HQ)
Head, Project Finance (Manila HQ)
Senior Investment Officer (Manila HQ & New Delhi Resident Mission)
- **Asian Institute of Management**, Finance Professor

PFDA BOARD OF DIRECTORS



Manuel M. Bonoan
Secretary, Department of Public Works and Highways
Ex-Officio Member

ACADEMIC QUALIFICATIONS

- **Bachelor of Science in Civil Engineering** Mapúa Institute of Technology

PROFESSIONAL QUALIFICATIONS

- **President and CEO** SMC Tollways
- **Officer-in-Charge** Department of Public Works and Highways
- **Undersecretary** Department of Public Works and Highways
- **Assistant Secretary** Department of Public Works and Highways



Atty. Glen A. Pangapalan
Member Representing the Private Sector of the
Fishery Industry
Appointive Director

ACADEMIC QUALIFICATIONS

- **Bachelor of Science in Commerce Major in Economics** St. Mary's College of Tagum, Inc.
- **Bachelor of Laws** University of Mindanao

PROFESSIONAL QUALIFICATIONS

- **Managing Partner/Lawyer**, Mendez, Pangapalan Law Firm
- **Administrative Aide II** Local Government of Tagum City Investment Promotion Office
- **General Manager**, Philippine Fisheries Development Authority (2016-2022)



PFDA CENTRAL OFFICE

Directory of Offices

Office of the General Manager
8295-6141
ogm@pfda.gov.ph



Atty. Glen A. Pangapalan
Acting General Manager

Office of the Assistant General Manager
8295-6138
oagm@pfda.gov.ph



Iris R. de Vera
Assistant General Manager

PFDA CENTRAL OFFICE

Directory of Offices

Administrative Services Department
8295-8477
asd@pfda.gov.ph



Atty. Edward M. Campos
Department Manager

**Corporate Planning and Management
Information Services Department**
8295-7850
cpmsd@pfda.gov.ph



Gina J. Reyes
Department Manager

Finance Services Department
8295-6143
fsd@pfda.gov.ph



Jose A. Ruiz Jr.
Department Manager

Internal Audit Department
8295-6144
iad@pfda.gov.ph



Brenda T. Malapira
Officer-in-Charge

PFDA CENTRAL OFFICE

Directory of Offices

Operations Services Department
8295-6142
osd@pfda.gov.ph



Eric M. Sims
Department Manager

Technical Services Department
8295-6137
tsd@pfda.gov.ph



Engr. Danilo A. Axalan
Department Manager

**Office of the Board Secretary /
Legal Division**
8295-8472
obs@pfda.gov.ph
legal@pfda.gov.ph



Atty. Jose R. Ruiz III
Chief Legal Division / Corporate Board Secretary

Public Information Division
8295-6139
pid@pfda.gov.ph



Mc Christian Julius A. Macaranas II
Division Chief



PFDA REGIONAL FISH PORTS

Directory of Offices

Bulan Fish Port Complex
(056) 555-2201
opm_bfpc@gmail.com

Camaligan Fish Port
(056) 475-5508
opm_cfp@pfda.gov.ph



Francisco Romeo G. Escandor Jr.
Port Manager

Davao Fish Port Complex
(056) 475-5508
opm_dfpc@pfda.gov.ph



Albert P. Aguinaldo
Port Manager

General Santos Fish Port Complex
(056) 475-5508
opm_gsfpc@pfda.gov.ph



Paris Uldarico Y. Ayon
OIC-Port Manager

Iloilo Fish Port Complex
(056) 475-5508
opm_ifpc@pfda.gov.ph



Jovy M. Garrido
OIC-Port Manager

Lucena Fish Port Complex
(056) 475-5508
opm_lfpc@pfda.gov.ph



Custodio L. Balaing Jr.
Port Manager

Navotas Fish Port Complex
(056) 475-5508
opm_nfpc@pfda.gov.ph



Luz P. Ortiz
Port Manager

Sual Fish Port
(056) 475-5508
opm_sfp@pfda.gov.ph



Nasil A. Abdul
OIC-Port Manager

Zamboanga Fish Port
(062) 955-0750
opm_zfpc@pfda.gov.ph



Ignacio M. Yao
Port Manager

2022 AUDITED FINANCIAL STATEMENT

as of December 31, 2022

2022 AUDITED FINANCIAL STATEMENT

as of December 31, 2022

PHILIPPINE FISHERIES DEVELOPMENT AUTHORITY STATEMENTS OF FINANCIAL POSITION As at December 31, 2022 and 2021 (in Philippine Peso)			
	Note	2022	2021 As restated
ASSETS			
Current assets			
Cash and cash equivalents	6	1,688,347,399	1,412,172,885
Investment in time deposits	8	137,399,188	138,124,362
Receivables - net	7	233,127,727	227,621,867
Inventories	8	18,743,527	16,338,755
Prepayments and other current assets	9	1,813,073,307	1,074,331,832
		3,887,691,648	2,868,588,641
Non-current assets			
Investment in stocks	10	176,560	214,640
Investment property - net	11	176,560,639	170,237,050
Property, plant, and equipment - net	12	8,378,210,005	3,372,880,464
Right-of-use assets	13	13,291,634	22,673,363
Other non-current assets	14	17,753,703	13,538,463
		8,567,478,548	3,579,645,568
TOTAL ASSETS		12,475,066,694	6,448,236,229
LIABILITIES AND EQUITY			
LIABILITIES			
Current liabilities			
Financial liabilities	15	962,647,279	1,063,277,478
Lease payables	16	4,035,741	2,410,483
Inter-agency payables	17	872,581,325	868,874,333
Trust liabilities	18	671,226,546	262,668,961
Deferred credits/unearned income	19	7,562,060,019	2,831,186,892
Provisions and other payables	20	131,723,961	121,763,381
		10,206,263,671	5,060,269,518
Non-current liabilities			
Lease payables	16	2,016,107	8,404,277
		10,208,263,778	5,068,763,795
EQUITY			
Government equity	21.1	495,157,212	495,157,212
Retained earnings/(deficit)	21.2	1,727,797,117	861,427,586
Revaluation surplus	21.3	(96,415)	(92,321)
		2,226,773,919	1,356,532,437
TOTAL LIABILITIES AND EQUITY		12,475,066,694	6,448,236,229

The notes on pages 10 to 62 form part of these financial statements.

PHILIPPINE FISHERIES DEVELOPMENT AUTHORITY STATEMENTS OF COMPREHENSIVE INCOME For the Years Ended December 31, 2022 and 2021 (in Philippine Peso)			
	Note	2022	2021 As restated
REVENUE			
Service and business income	22.1	884,262,033	824,723,586
Gains on foreign exchange	22.2	603,381	362,289
Other non-operating income	22.3	7,805,376	3,108,574
		952,680,790	827,132,479
EXPENSES			
Personnel services	23.1	322,211,523	301,863,723
Maintenance and other operating expenses	23.2	348,833,047	263,280,243
Non-cash expenses	23.3	81,280,490	64,861,367
Financial expenses	23.4	9,839,273	7,034,845
		761,260,838	667,189,813
PROFIT BEFORE TAX		191,419,952	160,942,666
Income tax expense	33.011.004	45,268,838	-
PROFIT AFTER TAX		146,151,114	160,942,666
Net subsidy	24	837,608,156	132,520,646
		983,759,270	293,463,312
NET INCOME AFTER TAX			
OTHER COMPREHENSIVE INCOME	21.3	(38,082)	(13,848)
Changes in fair value of investment		(38,082)	(13,848)
TOTAL COMPREHENSIVE INCOME		945,671,188	279,619,464

The notes on pages 10 to 62 form part of these financial statements.

PHILIPPINE FISHERIES DEVELOPMENT AUTHORITY STATEMENTS OF CHANGES IN EQUITY For the Years Ended December 31, 2022 and 2021 (in Philippine Peso)			
	Government Equity (2021 P. 1)	Retained Earnings/(Deficit) (2021 P. 1)	Revaluation Surplus (2021 P. 1)
Balance at January 1, 2021	495,157,212	861,427,586	1,356,532,437
Profit/(loss) for the year	-	146,151,114	-
Retained earnings at January 1, 2021	-	861,427,586	-
Changes in equity for 2021	-	146,151,114	-
Balance at December 31, 2021	495,157,212	1,007,578,700	1,356,532,437
Balance at January 1, 2022	495,157,212	861,427,586	1,356,532,437
Profit/(loss) for the year	-	945,671,188	-
Retained earnings at January 1, 2022	-	861,427,586	-
Changes in equity for 2022	-	945,671,188	-
Balance at December 31, 2022	495,157,212	1,807,100,774	1,356,532,437

The notes on pages 10 to 62 form part of these financial statements.

PHILIPPINE FISHERIES DEVELOPMENT AUTHORITY STATEMENTS OF CASH FLOWS For the Years Ended December 31, 2022 and 2021 (in Philippine Peso)			
	Note	2022	2021 As restated
CASH FLOWS FROM OPERATING ACTIVITIES			
Cash inflows			
Receipt of contributions		5,802,790,836	1,608,373,980
Collection of receivables		862,895,047	788,286,324
Collection of investments		483,417,188	91,163,271
Collection of interest		83,073,271	33,073,988
Other receipts		1,088,271	305,788
		7,260,459,213	2,521,142,371
Cash outflows			
Payment of expenses		(512,412,410)	(491,892,270)
Payment of accounts payable		(19,463,480)	-
Reimbursement of personnel benefit contributions		(24,628,086)	(23,571,086)
and mandatory deductions		(19,054,962)	(19,427,394)
Payment of income tax payable		(17,708,292)	-
Grant for cash advances		-	-
Refund of deposits		(4,438,216)	-
Purchase of investments		(2,587,240)	(887,847)
Prepayments		(1,887,341)	-
Release of inter-agency loan transfers		(200,383)	-
Other disbursements		(24,404,210)	(21,086,382)
		(614,544,710)	(636,812,089)
NET CASH PROVIDED BY OPERATING ACTIVITIES		6,645,914,503	1,884,330,282
CASH FLOWS FROM INVESTING ACTIVITIES			
Cash inflows			
Proceeds from matured investments		50,000,000	75,000,000
Proceeds from sale/disposal of property, plant and equipment		9,307,716	530,116
Reversal of interest earned		2,388,884	2,898,548
		61,696,600	78,428,664
Cash outflows			
Purchase/construction of property, plant and equipment		(5,901,313,466)	(1,796,086,376)
Purchase of investments		(26,000,000)	(78,000,000)
		(5,927,313,466)	(1,874,086,376)
NET CASH USED IN INVESTING ACTIVITIES		(5,901,313,466)	(1,874,086,376)
CASH FLOWS FROM FINANCING ACTIVITIES			
Cash inflows			
Payment of loan proceeds		(76,348,802)	(77,885,822)
Payment of loan proceeds		(5,769,312)	-
Payment of interest expense		(242,000)	-
		(82,360,114)	(77,885,822)
NET CASH USED IN FINANCING ACTIVITIES		(82,360,114)	(77,885,822)
INCREASE IN CASH AND CASH EQUIVALENTS		6,563,241,123	1,032,358,084
Effect of exchange rate changes on cash and cash equivalents		603,381	362,289
Cash and cash equivalents, January 1		1,688,347,399	1,412,172,885
CASH AND CASH EQUIVALENTS, DECEMBER 31		2,352,191,903	2,444,893,458

The notes on pages 10 to 62 form part of these financial statements.

2022 AUDITED FINANCIAL STATEMENT

as of December 31, 2022

PHILIPPINE FISHERIES DEVELOPMENT AUTHORITY STATEMENT OF COMPREHENSIVE INCOME For the Year Ended December 31, 2022

	NFPC	GFPC	ZFPC	DFPC	BPC	LFPC	CFP	SFP	BFP/TACLOBAN	CD/MFP/OPCS
INCOME										
Service Income	15,499,463.94	5,318,326.99	4,929,696.56	2,469,928.55	457,149.72	580,924.90	979,784.35	21,000.00	65,322.07	677,131.00
Business Income	878,782,664.52	503,452,631.86	153,363,016.97	57,995,194.72	23,594,049.62	71,692,553.50	37,788,867.68	6,367,395.58	9,005,079.54	13,621,430.43
Other Non-Operating Income	7,805,374.70	309,503.80	-	1,259,558.75	7,900.95	1,482,951.99	-	-	-	20,393.25
TOTAL INCOME	902,087,903.16	509,080,462.65	158,292,713.53	66,888,482.02	24,662,491.12	73,766,430.39	38,768,651.03	6,388,395.58	9,070,401.61	14,318,954.68
EXPENSES										
Personnel Services	322,211,522.91	66,279,655.85	58,322,061.44	22,152,233.27	15,899,058.17	23,094,060.63	25,281,607.05	4,861,889.67	3,796,865.15	5,926,648.51
Maintenance and Other Operating Expenses										
Traveling Expenses	3,572,143.37	91,186.50	299,999.94	86,121.16	229,781.72	113,146.86	44,442.50	27,230.08	41,083.00	389,371.99
Training and Scholarship Expenses	2,422,202.08	284,537.36	299,695.00	42,364.00	45,722.82	82,682.88	13,340.00	4,619.20	-	1,728,740.40
Supplies and Materials Expenses	31,995,649.89	8,397,742.27	5,870,164.60	1,626,438.97	1,842,455.81	1,568,691.98	1,728,116.41	289,395.38	276,456.35	1,378,727.66
Utility Expenses	121,846,382.96	21,129,318.02	31,028,196.95	27,041,428.20	8,071,719.36	23,101,546.82	2,113,664.30	6,082,273.41	1,291,676.73	1,950,811.91
Communication Expenses	3,929,494.28	898,543.38	603,691.80	129,645.21	250,960.95	239,033.74	146,455.93	20,356.82	51,126.54	264,561.31
Confidential and Extraordinary Expenses	347,155.38	-	-	-	-	-	-	-	-	247,155.38
Professional Services	55,290,780.57	8,960,185.92	8,289,949.84	2,192,727.22	2,240,827.41	2,151,357.51	1,804,425.07	547,838.53	4,800.00	3,465,081.07
General Services	90,191,408.25	38,606,804.91	17,422,173.82	5,635,319.39	5,046,410.07	7,295,636.89	5,523,825.11	581,474.52	862,800.99	4,531,478.47
Repairs and Maintenance	9,613,511.44	1,228,979.81	3,475,740.72	2,588,391.77	401,096.80	946,051.11	228,266.44	77,987.60	17,413.79	181,800.47
Taxes, Insurance Premiums and Other Fees	10,704,312.33	6,441,185.27	2,054,810.48	132,672.92	255,876.19	486,792.04	293,927.89	6,589.71	17,650.04	35,472.06
Other Maintenance and Operating Expenses	19,121,980.68	3,941,680.62	3,471,311.98	850,618.42	693,231.63	1,340,462.66	1,187,425.14	299,599.60	88,851.41	868,024.85
Financial Expenses	8,835,772.56	-	-	-	-	150.00	-	2,000.00	-	3,409.72
Depreciation	69,919,347.37	18,511,647.30	9,640,990.89	4,569,666.83	677,332.95	930,638.46	3,247,154.58	1,090,763.15	2,199,090.57	7,391,934.10
Impairment Loss - Loans and Receivables	183,16,294.64	10,420,767.55	-	58,832.21	34,918.94	-	1,775.94	-	-	-
Loss on Sale of Property, Plant and Equipment	844,853.67	-	-	-	-	-	829,275.74	-	-	15,577.28
Total MOOE, Financial and Non-Cash Expenses	439,049,215.02	119,187,763.43	82,566,878.02	44,967,798.30	19,180,333.85	46,957,653.95	16,482,415.17	4,859,428.80	4,850,547.42	20,446,088.31
TOTAL EXPENSES	761,260,837.93	179,387,419.28	140,889,719.46	67,120,031.57	35,089,392.02	70,651,522.58	41,764,022.22	11,721,317.67	8,647,412.57	26,375,236.82
PROFIT/(LOSS) BEFORE TAX	141,429,965.23	329,693,043.37	17,402,994.07	(6,311,549.55)	(10,426,900.90)	3,114,907.81	(3,003,370.39)	(5,332,916.09)	422,989.04	(12,056,282.14)
Income Tax Expense	(33,911,904.31)	-	-	-	-	-	-	-	-	(33,911,904.31)
PROFIT/(LOSS) AFTER TAX	107,518,060.92	329,693,043.37	17,402,994.07	(6,311,549.55)	(10,426,900.90)	3,114,907.81	(3,003,370.39)	(5,332,916.09)	422,989.04	(12,056,282.14)
Scholarship from National Government	844,825,843.75	-	-	-	-	-	-	-	-	844,825,843.75
Assistance to Local Government Units	(821,941.10)	-	-	-	-	-	-	-	-	(821,941.10)
Assistance to Regional Offices/Staff Bureau/Brans	(6,395,746.70)	-	-	-	-	-	-	-	-	(6,395,746.70)
Other Comprehensive Income	(8,082.35)	(8,082.35)	-	-	-	-	-	-	-	-
Changes in Fair Value of Investment	-	-	-	-	-	-	-	-	-	-
COMPREHENSIVE INCOME/(LOSS)	945,088,138.35	329,655,161.02	17,402,994.07	(6,311,549.55)	(10,426,900.90)	3,114,907.81	(3,003,370.39)	(5,332,916.09)	422,989.04	(12,056,282.14)



PFDA WHISTLEBLOWING POLICY

PFDA is committed to uphold the highest ethical standards in public service. Its officials and employees shall at all times be accountable to the people and shall discharge their duties with utmost responsibility, integrity, competence and loyalty.

Coverage	Definition of Terms
These guidelines shall cover all PFDA officials and employees.	
Disclosures from non-PFDA employees shall be dealt in accordance with pertinent existing laws, rules and regulations on whistleblowing/ reporting issued by competent authorities.	<p>Whistleblowing is the disclosure of and/or giving of evidence to information that a whistleblower reasonably believes constitutes graft and corrupt practices or any illegal doings.</p> <p>Protected Disclosure refers to the deliberate and voluntary disclosure by an official or employee who has relevant information of an actual, suspected or anticipated wrongdoing.</p> <p>A Whistleblower refers to any PFDA employee or group of employees who makes protected disclosures.</p> <p>Retaliatory Action pertains to negative or obstructive responses or reactions to a disclosure of misconduct or wrongdoing taken against the whistleblower and/or those officials and employees supporting him/her.</p>

It shall be the duty of all PFDA officials or employees who witness or become aware of any attempted, ongoing or consummated act of graft and corrupt practices involving any PFDA official or employee to report the same at the earliest possible time to:

- The General Manager or his duly authorized representative
- To the Chairman of the Board of Directors, if the official involved is the General Manager



SCAN the QR Code to access the full copy of PFDA's Whistleblowing Policy or VISIT: www.bit.ly/PFDAWhistleblowingPolicy

Rights of a Whistleblower	Protection of Witnesses	Assistance to the Whistleblower
<ul style="list-style-type: none"> • No administrative action shall be entertained or pursued by the Agency against any PFDA official or employee who make disclosures or reports deemed protected under these Office Order. • A whistleblower shall be protected from retaliatory actions. • A whistleblower that has an obligation by way of oath, rule or practice to maintain confidentiality of information shall not be liable for the breach of confidentiality if he/she makes a protected disclosure of such information. • Any official or employee who refuses to follow orders to perform an act that would constitute a violation of this provision shall likewise be protected from retaliatory actions. • At all times during and after the protected disclosure, and throughout and after any proceeding taken thereon, the whistleblower is entitled to confidentiality as to: his/her identity; and the subject matter of his/her disclosure. 	Any official or employee who testifies in any proceeding arising from a protected disclosure shall have the same rights as that of the whistleblower.	PFDA shall grant legal assistance to the whistleblower if the need arises and in cases of grave threats to life and/or safety, appropriate action shall be taken for the protection and support of the whistleblower.

Protected Disclosure	Procedure for Protected Disclosure	Unprotected Disclosure	Disclosure Made by a Party to an Act Being Reported
<p>The whistleblower shall be entitled to protection and assistance under this Office Order after the investigation conducted showed valid basis and provided that all the following requisites are fulfilled:</p> <ul style="list-style-type: none"> • The whistleblower has personal knowledge of facts and information covered by the disclosure; • The disclosure is made voluntarily, in writing and under oath; • The disclosure pertains to a matter not yet the subject of a complaint already filed with, or investigated by concerned Department/Unit of PFDA unless the disclosure is necessary for the effective and successful prosecution, or necessary for the effective and successful prosecution, or would constitute a material evidence not yet in the possession of the Agency; • The whistleblower formally undertakes to assist and participate in proceedings commenced in connection with the subject matter of the disclosure; • The information given by the whistleblower contains sufficient particulars and, he/she submits or undertakes to submit material evidence that may be in his/her possession. 	<p>Immediately upon receipt of the disclosure, the General Manager, or the official he may designate, shall:</p> <ol style="list-style-type: none"> 1 Evaluate the disclosure if the same qualifies as protected disclosure under this Office Order within a period of FIFTEEN WORKING DAYS from receipt thereof; 2 Conduct appropriate actions in accordance with applicable laws, rules and regulations, should the report qualifies as protected disclosure; 3 Ensure that the whistleblower's report and other related documents are at all times placed in a folder labeled "CONFIDENTIAL" and properly kept in a locked drawer or cabinet for the safety of the documents; 4 Ensure that all the rights of a whistleblower contained herein are accorded to him/her, should the report qualifies as protected disclosure. 	<p>The following shall not be deemed protected disclosure under this Office Order:</p> <ul style="list-style-type: none"> • Disclosure concerning merits of office policies; • Absolutely false and misleading disclosures; • Disclosures that are later retracted by the whistleblower for any reason. • Disclosures which later appear to be absolutely groundless or without basis. • Disclosures made by an official or employee in connection with a matter subject of his official investigation; and • An official or employee who makes a disclosure deemed unprotected shall not enjoy any immunity, or other right or privilege accorded under this Office Order. 	<p>A disclosure made by an officer or employee who is a party to the act being reported may be deemed protected disclosure and maybe entitled to all the rights provided herein, subject to the following:</p> <ol style="list-style-type: none"> a) The whistleblower complies with the conditions set herein; b) The whistleblower should not appear to be most guilty; c) The whistleblower testifies in accordance with his/her disclosure; d) The disclosure is necessary for the proper prosecution of the act.
Sanctions <ul style="list-style-type: none"> • Any official or employee who violates the protection of confidentiality of a protected disclosure shall be subjected to disciplinary and/or criminal action as may be warranted by pertinent laws, rules and regulations. • Any official or employee, who does, causes or encourages retaliatory actions as defined herein against the whistleblower shall be subjected to administrative, civil and/or criminal proceedings. • False, misleading and malicious disclosures shall be sufficient ground for the termination of the protection or assistance to whistleblowers under this Office Order including the termination of their immunity from administrative cases, civil and/or criminal actions as may be appropriate. • Any official or employee under obligation to report a disclosure under this Office Order, or who fails to act thereon or cause an investigation thereof, shall be liable for disciplinary action. • Any official or employee who, with malice or bad faith, makes a false disclosure may be subject to administrative, civil and/or criminal actions, as may be warranted. 			

STATEMENT OF MANAGEMENT'S RESPONSIBILITY FOR FINANCIAL STATEMENTS



Republic of the Philippines
Department of Agriculture
PHILIPPINE FISHERIES DEVELOPMENT AUTHORITY

OFFICE OF THE CHIEF OF BUREAU
1000 P.O. BOX 1000, MANILA, PHILIPPINES

**STATEMENT OF MANAGEMENT'S RESPONSIBILITY
FOR THE FINANCIAL STATEMENTS**

The Management of the Philippine Fisheries Development Authority (PFDA) is responsible for the preparation and fair presentation of the financial statements, including the schedules attached thereto, for the years ended December 31, 2022 and 2021, in accordance with the prescribed financial reporting framework indicated therein, and for such internal control as management determines is necessary to enable the preparation of financial statements that are free from material misstatement, whether due to fraud or error.

In preparing the financial statements, Management is responsible for assessing the PFDA's ability to continue as a going concern, disclosing, as applicable, matters related to going concern and using the going concern basis of accounting unless management either intends to liquidate the PFDA or to cease operations, or has no realistic alternative to do so.

The Board of Directors is responsible for overseeing the PFDA's financial reporting process.

The Board of Directors reviews and approves the financial statements, including the schedules attached thereto, and submits the same to the stockholders.

The Commission on Audit, through its authorized representative, has examined the financial statements of the PFDA pursuant to Section 2, Article 18(2) of the Philippine Constitution and Section 28 of the Presidential Decree No. 1445, otherwise known as the Government Auditing Code of the Philippines. The Audit was conducted in accordance with the International Standards of Supreme Audit Institutions and the auditor, in its report to the Board of Directors, has expressed its opinion on the fairness of presentation upon completion of such audit.



DOMINICO P. VANGAMBA
Chairman of the Board of Directors



IRIS R. DE VERA
DCA - General Manager



ATTY. GLEN A. PANGAPALAN
Acting General Manager




JOSE A. RIZAL, JR.
Manager, Finance Division Department
Signed this 13th day of May, 2023

Approved for release and distribution by the Department of Agriculture, Bureau of Fisheries and Aquaculture, Office of the Chief of Bureau, Manila, Philippines.









Management
System
ISO 9001:2015

www.tuv.com
ID: 9108608343



Department of Agriculture
PHILIPPINE FISHERIES DEVELOPMENT AUTHORITY

PHILIPPINE FISHERIES DEVELOPMENT AUTHORITY CENTRAL OFFICE

PCA Annex Building I, PCA Compound
Elliptical Road, Diliman, Quezon City 1101
Tel. Nos. 8925-6141 / 8925-6138

REGIONAL FISH PORTS:

PFDA - Navotas Fish Port Complex, North Bay Blvd., Navotas City; 8281-2137/8283-1180; opm_nfpc@pfda.gov.ph
PFDA - General Santos Fish Port Complex, Brgy. Tumbler, General Santos City, South Cotabato; (083) 552-08-35; opm_gsfpc@pfda.gov.ph
PFDA - Davao Fish Port Complex, Toril District, Davao City, Davao del Sur; (082) 291-09-31 / (082) 291-07-52 loc. 102; opm_dfpc@pfda.gov.ph
PFDA - Zamboanga Fish Port Complex, Sangali, Zamboanga City, Zamboanga del Sur; (062) 955-07-50; opm_zfpc@pfda.gov.ph
PFDA - Iloilo Fish Port Complex, Tanza, Iloilo City, Iloilo; (033) 335-01-54 / (033) 335-12-42; opm_ifpc@pfda.gov.ph
PFDA - Lucena Fish Port Complex, Dalahican, Lucena City, Quezon; (042) 660-42-13 / (042) 797-25-31; asfd_lfpc@pfda.gov.ph
PFDA - Camaligan Fish Port, Dugcal, Camaligan, Camarines Sur; (054) 225-41-62; opm_cfp@pfda.gov.ph
PFDA - Sual Fish Port, Poblacion, Sual, Pangasinan; (075) 532-11-12; opm_sfp@pfda.gov.ph
PFDA - Bulan Fish Port Complex, Pier 2, Zone 4, Bulan, Sorsogon; (056) 555-22-01 / 0908-627-98-88; opm_bfpc@pfda.gov.ph



[officialpfda](https://www.facebook.com/officialpfda)



www.pfda.gov.ph



8925-6132



pid@pfda.gov.ph