




ISSN 2719-2024

PHILIPPINE FISHERIES DEVELOPMENT AUTHORITY

FORTIFIED AT 45

ANNUAL REPORT 2021



ABOUT THE COVER

The cover of the PFDA Annual Report 2021 commemorates all the achievements and accomplishments of the agency throughout a very challenging milestone year. Blanketed by streaks and shades of sapphire seas, this annual reports marks the PFDA's 45 years of unhampered and quality services to all its clients, stakeholders, and industry partners.

Throughout the years, the PFDA stays true to its mandate of building strong and world-class post-harvest facilities and infrastructures all over the country. Neither the COVID-19 pandemic, nor any calamities can hinder the PFDA in achieving its goals that are anchored with the hopes of providing a better life for the Filipino fisherfolk.

This Annual Report was prepared by the Public Information Division from the reports submitted by the different departments and regional operating units of PFDA.



EDITORIAL BOARD

Editor-in-Chief: Mc Christian Julius A. Macaranas II

Associate Editor: Miguel M. Pilarta

Layout Artists: Mark Angelo N. Perez • Paul Vincent R. del Rosario

Writers: Miguel M. Pilarta • Mark Angelo N. Perez


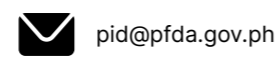
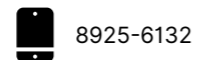
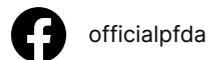
Photographers and Drone Operators: Johnny A. Basamot • Engr. Danilo A. Axalan
Paul Vincent R. del Rosario • Miguel M. Pilarta • Mark Angelo N. Perez

Circulation: Ali-Jim P. Subang

Editorial Advisers: OIC-GM Iris R. De Vera • Ms. Gina J. Reyes • Atty. Jose R. Ruiz III

Contributors: PFDA Departments, Units, and Regional Fish Ports

This issue is published on September 2022. This is available in PDF. For copies, please send requests via email or scan the QR code and check Annual Reports under the Transparency Seal.



Cover Concept: Mark Angelo N. Perez



SCAN THIS

TABLE OF CONTENTS

FOREWORD

A Message from the PFDA General Manager

6 ABOUT PFDA

Agency Profile

Vision

Mission

Core Values

Mandate

Corporate Social Responsibility Statement

Executive Summary

PFDA Strategy Map

Performance at a Glance

12 PFDA HIGHLIGHTS

Financial Highlights

Operational Highlights

Fish Port Infrastructure Development Highlights

18 PFDA PROGRAMS AND SERVICES

Regional Fish Ports

Municipal Fish Ports

Ice Plants and Cold Storages

42 PFDA AGENCY MILESTONES

PFDA at 45

isDA ON THE GO

Conduct of Management and Operations Audit

ISO QMS Certification

Automation of PFDA's Operation

COVID-19 Measures

Typhoon Odette Relief Operation

Trainings and Career Development Programs

Gender and Development Focal Point System

58 PFDA BOARD OF DIRECTORS AND OFFICERS

PFDA Board of Directors

PFDA Directory of Offices

Central Office

Regional Fish Ports

76 ANNEXES

2021 Audited Financial Statement

PFDA Whistleblowing Policy

Statement of Management's Responsibility for Financial Statements



A message from
THE OIC GENERAL MANAGER

I am pleased to present this report on the achievements of the Philippine Fisheries Development Authority (PFDA) during the fiscal year 2021. It was another challenging year for the entire fisheries sector but we managed to remain steadfast and resilient despite the prevailing uncertainties.

With the pickup in global economic activity and gradual lifting of restrictions, the volume of fish and fishery products unloaded at our major fish ports remained high and sufficient. This translated to our agency's strong financial performance with PHP 830 million in total gross income. Further, we received an overall net satisfaction rating of 80.85% during the 2021 Client Satisfaction Survey (CSS), proving that we are on an upward track on our mission to provide excellent quality management service for our clients and stakeholders.

Despite the setbacks caused by the ongoing pandemic, we are still moving forward and stepping up our efforts to ramp up the completion of our infrastructure projects. Over the course of the year, the rehabilitation and improvement of the PFDA-Lucena Fish Port Complex, PFDA-Davao Fish Port Complex, and PFDA-Iloilo Fish Port Complex moved several notches closer to completion. The rest of our regional fish ports are also now currently in various stages of implementation.

Our agency's flagship Corporate Social Responsibility (CSR) program, the isDA ON THE GO (iOTG) program, also made great strides in 2021. As of today, the iOTG Program has over 150 engagements with various groups and organizations nationwide, enabling us to sell 45.69 metric tons (MT) of fish and fishery products. Two years after its launch, the isDA ON THE GO Program is now delivering quality fish products and is planning to reach out to more areas in Luzon, Visayas, and Mindanao. With thousands of Filipino families and beneficiaries served all over the country since its establishment, the iOTG program aligns perfectly with our vision of a food-secure and resilient Philippines by 2025.

As major hubs of trading and commerce, our regional fish ports have significantly contributed to the fight against the COVID-19 pandemic. Aside from our regular monthly disinfection activities, we have also partnered with local government units in organizing vaccination drives to inoculate port workers and residents within the port's vicinity. As we enter the third year of the pandemic, we will still be continuously observing proper health protocols to keep our workplace coronavirus-free.

With all these achievements, I commend the competence and professionalism of the entire workforce of the PFDA for being able to deliver strong, undeniable results in the face of adversities. I also express my warmest appreciation to our clients and stakeholders for supporting and helping us keep our targets on track. I also extend my deepest gratitude to our former General Manager Atty. Glen A. Pangapalan for his clear vision and effective management skills. Under his leadership, the PFDA became a sturdy ship amidst the roaring seas of adversaries brought by prior calamities, agriculture and fisheries-related dilemmas. His grit and perseverance have taken the PFDA to new heights. Finally, I sincerely thank the guidance provided by the members of the PFDA Board of Directors who conscientiously helped us get through the rough patches of 2021.

Amid all the uncertainties, I am confident that the PFDA will continue its role in prioritizing our country's fisheries sector and uplifting the lives of Filipino fisherfolk.

***Maraming salamat at mabuhay ang mga mangangisdang Pilipino!
Cheers to 45 blissful years!***

IRIS R. DE VERA

Officer-in-Charge General Manager, PFDA



ABOUT PFDA

The Philippine Fisheries Development Authority (PFDA) is a government instrumentality with corporate powers (GICP) attached to the Department of Agriculture. It is mandated to promote the development of the country's fishing industry through the provision of post-harvest infrastructure facilities and essential services that improve efficiency in the handling and distribution of fish and fishery products and enhance their quality.

In 1976, the Philippine Fish Marketing Authority (PFMA) was created by virtue of Presidential Decree No. 977 to address and provide solutions to the fishing industry's post-harvest problems. In 1982, the PFMA was renamed as Philippine Fisheries Development Authority through Executive Order No. 772 (amending PD 977) with increased functions and powers and a revised constitution of the Board of Directors.

At present, the PFDA manages nine regional fish ports (RFP), one municipal fish port (MFP), and four ice plants and cold storage facilities (IPCS) which serve as trading hubs for the post-harvest handling, trading, and distribution of fish and fishery products across the country. With several rehabilitation and modernization projects underway, the PFDA continues to enhance its services by building effective and sustainable post-harvest facilities and infrastructure for the thriving fisheries industry, paving the way for a food-secure and resilient Philippines in the years to come.



MISSION

- Establish a new, upgrade, and maintain existing fishery postharvest infrastructure and facilities;
- Conduct our operations prudently, providing viability and financial growth to assure continuous improvement of port facilities and delivery of quality service;
- Satisfy our stakeholders business need with timely and quality service;
- Work as a team with dedication in an environment that ensures growth opportunities and employee engagement that will translate to quality service.

VISION

The leader of fishery post-harvest services towards a food secure and resilient Philippines by 2025.

CORE VALUES

Provide Outstanding Service
Foster a Culture of Integrity, Accountability, and Teamwork
Demonstrate Authentic and Transformational Leadership
Adhere to Excellence in Corporate Governance

MANDATE

A government instrumentality with corporate powers attached to the Department of Agriculture, created to promote the development of the fishing industry through the provision of post-harvest infrastructure facilities and essential services that improve efficiency in the handling and distribution of fish and fishery products and enhance their quality.

CORPORATE SOCIAL RESPONSIBILITY STATEMENT

PFDA ensures transparency, accountability and compliance with statutory laws on good governance in all aspects of our operations, in serving our stakeholders and communities, in the sustenance of the environment, in our communication plans, and in adherence to gender and development principles.

PFDA ANNUAL REPORT

EXECUTIVE SUMMARY

In its 45th year, the Philippine Fisheries Development Authority (PFDA) continues to fortify its position as a bastion of strength and fortitude of the country's fisheries sector through the provision of modern, globally-competitive, and sustainable post-harvest infrastructure facilities and essential services. Sifting through the rubble of the past year, the PFDA has emerged from the unprecedented challenges with a clearer vision of bringing the fishing industry to even greater heights.

The PFDA maintained the operation of nine (9) Regional Fish Ports (RFPs) in Navotas, Iloilo, Zamboanga, Camaligan, Lucena, Sual, Davao, General Santos, and Bulan. The Tacloban port in Leyte is under joint management of PFDA and the LGU. Moreover, the agency has constructed 136 fish ports nationwide—119 of which have already been turned over to LGUs and 15 are for turn-over. Further, the PFDA continues to lease out four (4) ice plants and cold storages to the private sector located in the provinces of Masbate, Negros Occidental, Sultan Kudarat, and Surigao del Norte.

Performance-wise, the total volume of fish unloaded in 2021 reached 517,861 metric tons (MT). The General Santos and Navotas Fish Port Complexes were the two biggest contributors to fish unloadings with 49% and 38% contributions, respectively. The total number of fishing and non-fishing vessel arrivals reached 94,995. In terms of processing activity, 1,421 MT of fishery and non-fishery products were processed in the

refrigeration facilities of PFDA ports. Finally, the total volume of ice produced was recorded at 32,687 MT.

The rehabilitation and improvement of the PFDA-Lucena Fish Port Complex, PFDA-Davao Fish Port Complex, and PFDA-Iloilo Fish Port Complex moved several notches closer to completion this year with 87.03%, 86.42%, and 58.01% accomplishment rate, respectively. The rest of the agency's regional fish ports are now currently in various stages of implementation and are set to be completed in the next 2 to 3 years.

When it comes to overall customer satisfaction, the PFDA had an initial rating of 80.85% satisfaction rating in 2021. According to the rating scale matrix set by the Governance Commission for GOCCs and survey results of the third-party consultants, it corresponds to a very satisfactory rating. This is a 6.45% increase from the final rating of 74.40% in 2020.

As part of the agency's Corporate Social Responsibility (CSR), the isDA ON THE GO (iOTG) program has collaborated with various Waltermart outlets, Fishermall outlets, KADIWA, Market on Wheels, Sorsogon LGU, Armed Forces of Philippines Commissary Exchange Services (AFPCEs), Cooperative Development Authority (CDA), and other partners. In 2021 alone, isDA ON THE GO was able to sell a total of 45.69 metric tons (MT) of fish and fishery products at affordable prices.

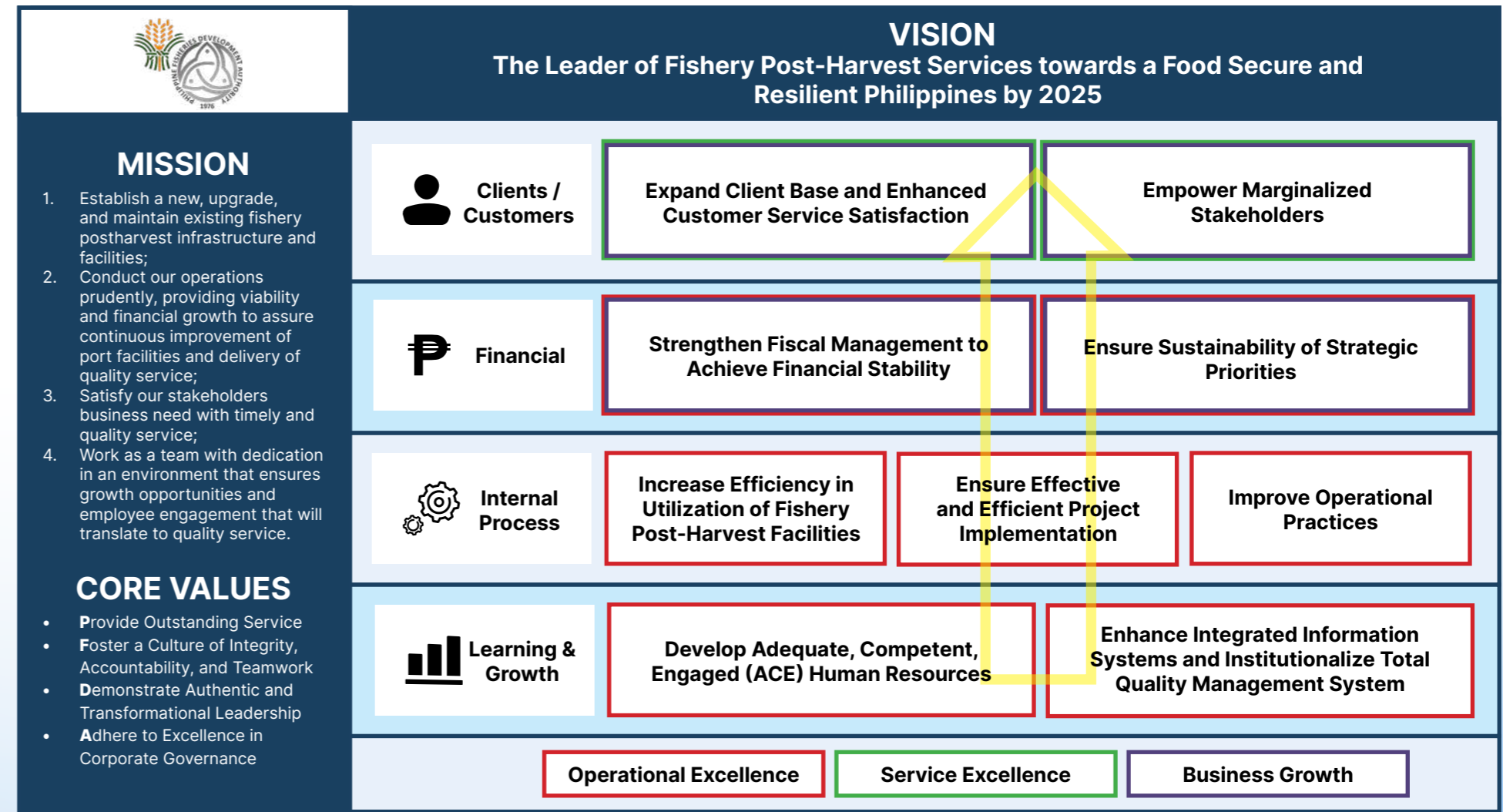
In terms of ensuring quality management systems, a second surveillance audit was conducted at the PFDA-Central Office for the certification procedure for Public Administration covering Project Management Service in accordance with the ISO 9001:2015 standards. The Zamboanga Fish Port Complex was likewise issued a Confirmation Certification Procedure for Public Administration Covering Harbor and Market Operations. The Navotas, Iloilo, Lucena, Davao and General Santos Fish Port Complexes received its attestations in 2021, signifying the recommendation for certification of their harbor and market business processes.

Long before the COVID-19 crisis, the PFDA has already been harnessing the power of digital technology to streamline its operations. In 2021, four online systems were developed—the Online Competency Profiling System, Key Performance Indicator (KPI) System, Client and Visitor Entry System (CVES), and IT and General Service Preventive Maintenance System. By far, all PFDA Regional Fish Ports have already installed these computerized services.

All things considered, 2021 was an exceptional and noteworthy year for the PFDA. The resilience and strength of the fishing industry was fortified by the agency's efforts to provide the Filipino families with access to sufficient fish and fishery products especially during the height of the pandemic. In the years ahead, the PFDA is expected to carry on and complete its ongoing projects for the benefit of all Filipino fisherfolk.

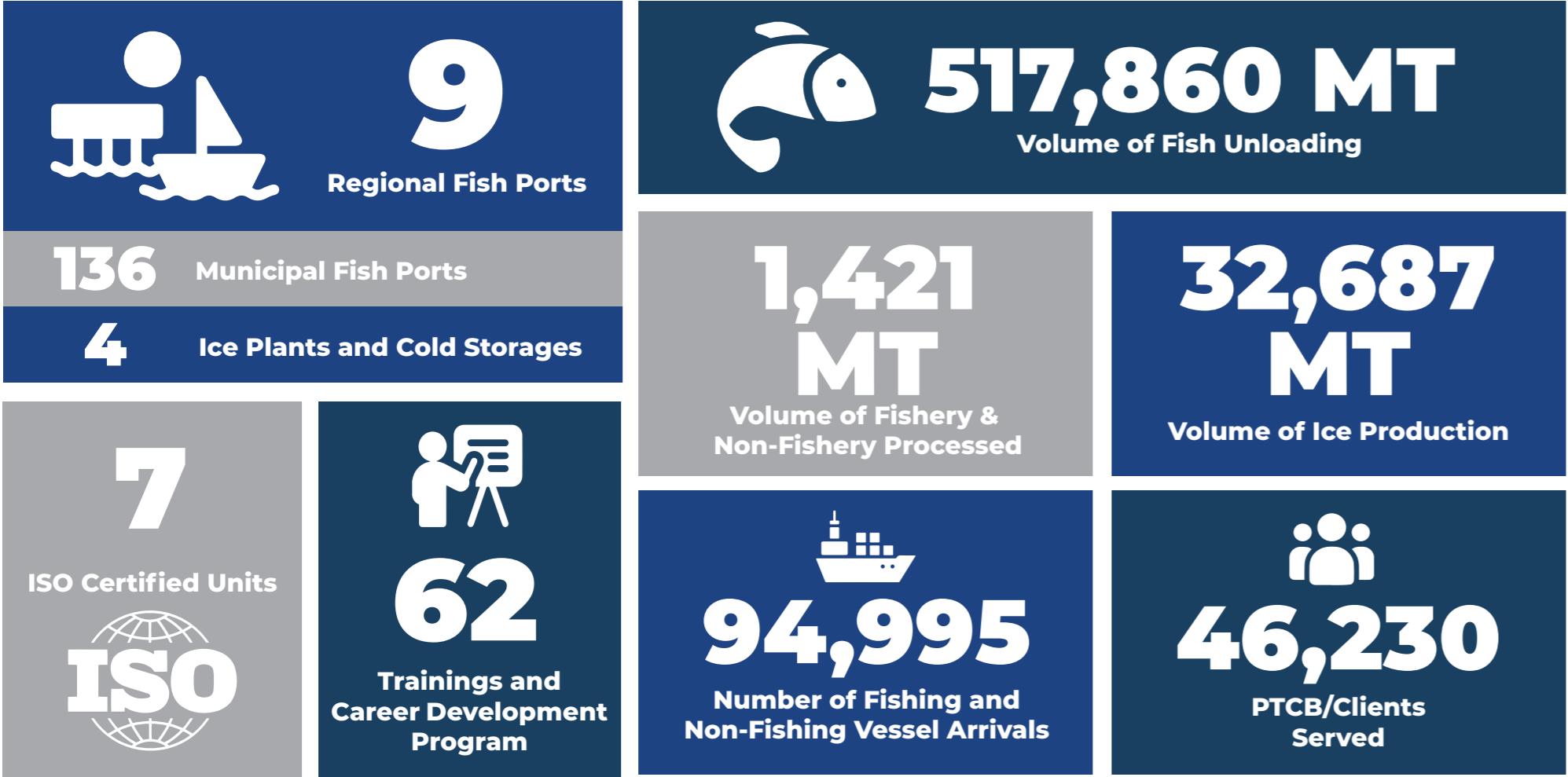
PFDA

STRATEGY MAP

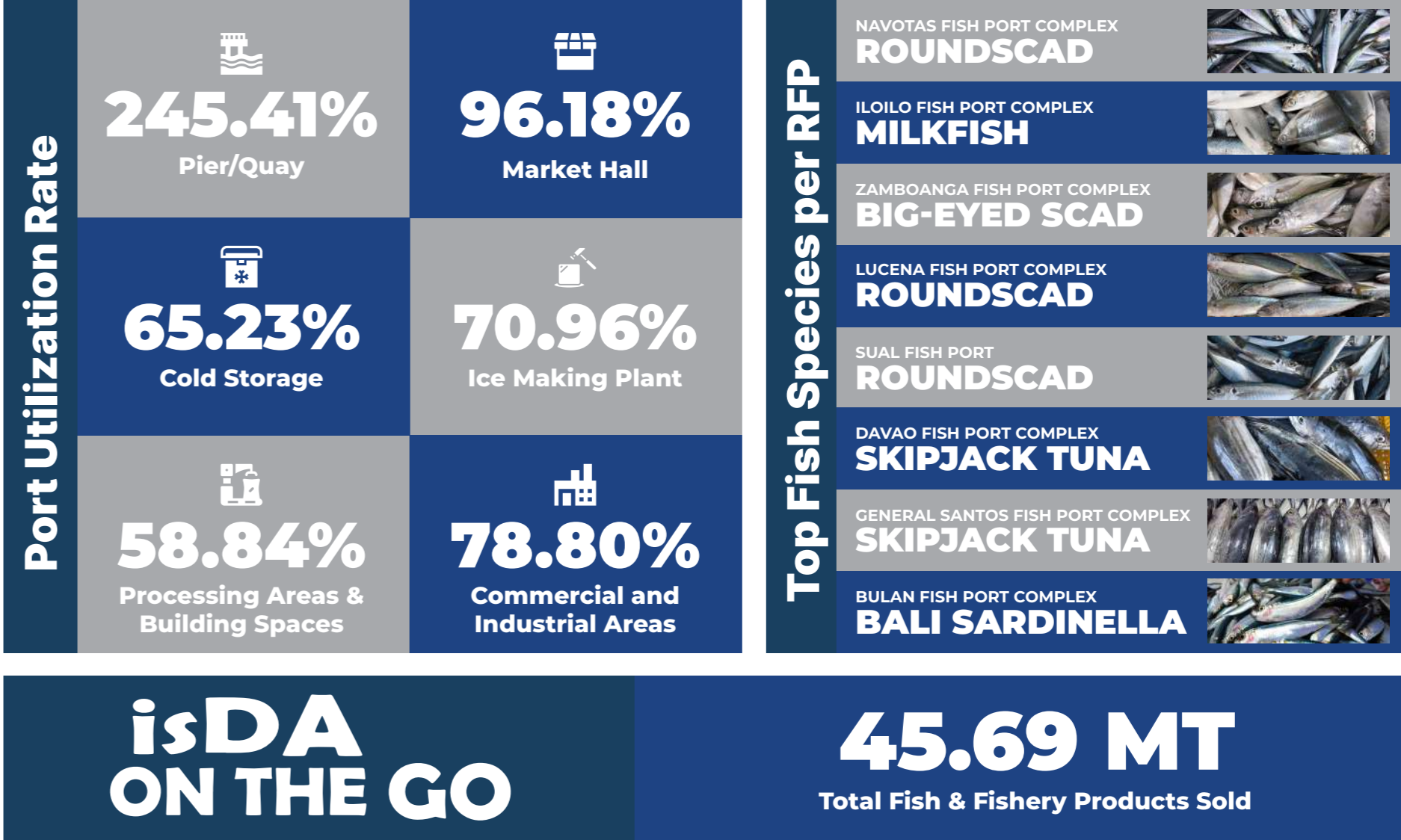


2021 PERFORMANCE

AT A GLANCE




MT - Metric Tons | PTCB - Permit To Conduct Business



2021

FINANCIAL HIGHLIGHTS

Total Income	
₱830.06M	
FOR YEAR 2021	
Service Income	₱17,752,078.06
Business Income	₱809,897,582.98
Gains	₱302,258.87
Other Non-Operating Income	₱2,106,574.06





Breakdown of Gross Income per RFP / Operating Unit	
Regional Fish Port / Operating Unit	Total
Navotas Fish Port Complex	₱454,250,943.76
General Santos Fish Port Complex	₱157,567,088.38
Davao Fish Port Complex	₱22,186,616.13
Iloilo Fish Port Complex	₱66,528,551.32
Lucena Fish Port Complex	₱34,955,498.05
Zamboanga Fish Port Complex	₱61,025,203.42
Bulan Fish Port Complex / Tacloban Fish Port	₱15,579,027.17
Sual Fish Port	₱6,169,488.98
Camaligan Fish Port	₱6,372,090.22
Central Office / Municipal Fish Port / Ice Plant & Cold Storages	₱5,423,986.54
TOTAL	₱830,058,493.97

2021

OPERATIONAL HIGHLIGHTS

Number of Clients Served (PTCB)	
Regional Fish Port	Total
Navotas Fish Port Complex	16,742
General Santos Fish Port Complex	20,958
Davao Fish Port Complex	930
Iloilo Fish Port Complex	3,145
Lucena Fish Port Complex	1,435
Zamboanga Fish Port Complex	1,939
Bulan Fish Port Complex	610
Sual Fish Port	359
Camaligan Fish Port	112
TOTAL	46,230

PTCB - Permit To Conduct Business

Volume of Fish Unloading (in Metric Tons)	
Regional Fish Port	Total
Navotas Fish Port Complex	196,245
General Santos Fish Port Complex	251,448
Davao Fish Port Complex	4,912
Iloilo Fish Port Complex	23,468
Lucena Fish Port Complex	20,203
Zamboanga Fish Port Complex	7,682
Bulan Fish Port Complex	12,068
Sual Fish Port	1,796
Camaligan Fish Port	38
TOTAL	517,860

2021

OPERATIONAL HIGHLIGHTS



🚢 Number of Fishing and Non-Fishing Vessel Arrivals	
Regional Fish Port	Total
Navotas Fish Port Complex	15,208
General Santos Fish Port Complex	14,478
Davao Fish Port Complex	1,489
Iloilo Fish Port Complex	2,046
Lucena Fish Port Complex	7,955
Zamboanga Fish Port Complex	7,121
Bulan Fish Port Complex	46,449
Sual Fish Port	241
Camaligan Fish Port	8
TOTAL	94,995

🧊 Volume of Ice Production in MT	
Regional Fish Port	2021
General Santos Fish Port Complex	17,187
Davao Fish Port Complex	5,349
Zamboanga Fish Port Complex	9,948
Camaligan Fish Port	203
TOTAL	32,687

🐟 Volume of Fishery & Non-Fishery Processed Products in MT	
Regional Fish Port	2021
General Santos Fish Port Complex	292
Zamboanga Fish Port Complex	1,044
Camaligan Fish Port	86
TOTAL	1,421

MT - Metric Tons

2021

OPERATIONAL HIGHLIGHTS

👤 Customer Satisfaction Survey	
Regional Fish Port	Rating
Navotas Fish Port Complex	81.97%
General Santos Fish Port Complex	83.33%
Davao Fish Port Complex	90.20%
Iloilo Fish Port Complex	76.19%
Lucena Fish Port Complex	81.43%
Zamboanga Fish Port Complex	85.96%
Bulan Fish Port Complex	72.27%
Sual Fish Port	77.14%
Camaligan Fish Port	77.78%
AVERAGE RATING	80.85%



Result of Service Quality Standards (SQS) Implementation	
On Customer Service	Rating
Customer Satisfaction on Leasing Services	94%
Customer Satisfaction on Online Services (PFDA Website)	90%
Customer Satisfaction on Services provided by Personnel/ Staff	88%
On Port Facilities	Rating in %
Customer Satisfaction on Processing Facilities	91%
Customer Satisfaction on Cold Storage Facilities	87%

2021 FISH PORT INFRASTRUCTURE DEVELOPMENT HIGHLIGHTS

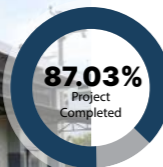
Rehabilitation/ Improvement/ Upgrading of Fish Ports (Build, Build, Build Project)

On-going projects



LFPC

Rehabilitation and Improvement of Lucena Fish Port Complex



DFPC

Rehabilitation and Improvement of Davao Fish Port Complex



IFPC

Rehabilitation and Improvement of Iloilo Fish Port Complex



Rehabilitation/Improvement/Upgrading of Fish Ports (Build, Build, Build Project)

In mobilization stage



CFP

Rehabilitation and Improvement of Camaligan Fish Port



SFP

Rehabilitation and Improvement of Sual Fish Port



ZFPC

Rehabilitation and Improvement of Zamboanga Fish Port Complex



NFPC

Upgrading/Rehabilitation of Navotas Fish Port Complex (Phase 1)

Construction/Rehabilitation/Improvement of Fishery Post-Harvest Facilities

Completed Projects



ZFPC

Upgrading of pier and repair of building facilities at ZFPC



Construction of Mariveles Fish Port, Bataan

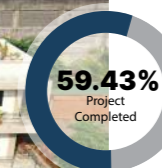
Construction/Rehabilitation/Improvement of Fishery Post-Harvest Facilities

On-going Projects



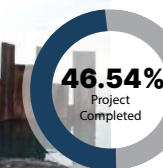
NFPC

Improvement of Facilities and utilities at NFPC



GSFPC

Extension of Wharf of GSFPC



On the Expansion and Improvement of General Santos Fish Port Complex (GSFPC)

For NEDA-ICC Cabinet Committee approval.

REGIONAL FISH PORTS





NAVOTAS FISH PORT COMPLEX

NAVOTAS FISH PORT COMPLEX

North Bay Boulevard; 8281-2137/8283-1180; opm_nfpc@pfda.gov.ph

The PFDA-Navotas Fish Port Complex (PFDA-NFPC) in Metro Manila is the first fish port placed under the jurisdiction of the PFDA. Situated in a vast 49-hectare land in the mid-eastern part of the Manila Bay, it is considered the premier fish center of the Philippines and one of the largest fish ports in Asia. Since it began its operations in 1977, it has been providing fish and fishery products to markets and institutional buyers in Metro Manila and other parts of Luzon.

The PFDA-NFPC provides post-harvest facilities for harbor operations such as drydocking, net mending area, ice, water and fuel conveyance and product transshipment. It is also considered a major site for unloading and marketing of fish from commercial and municipal fishing vessels. Through the Regional Fish Port Project for the Greater Capital Region, the rehabilitation and improvement of PFDA-NFPC is currently underway. Once finished, it is expected to become a world-class integrated trading hub for various fishery commodities.



Gross Income Breakdown

Business Income	₱446,931,444.84
Service Income	₱7,272,514.88
Other Non-Operating Income	₱46,984.04
TOTAL	₱454,250,943.76

Port Highlights

Performance Indicator	Accomplishment
Number of clients/port user served	16,742
Fishing Vessels Arrivals	15,208
Volume of Fish Unloading	196,245 MT

Top 5 Fish Species

Species	Volume in Metric Tons (MT)
1. Roundscad	89,620.43
2. Milkfish	29,301.32
3. Indian Sardines	10,894.76
4. St. Peter Fish	9,379.48
5. Red Tail Scad	9,014.36

MT - Metric Tons



GENERAL SANTOS FISH PORT COMPLEX

GENERAL SANTOS FISH PORT COMPLEX

Brgy. Tambler, General Santos City, South Cotabato;
(083) 552-08-35; opm_gsfpc@pfda.gov.ph

The **General Santos Fish Port Complex (PFDA-GSFPC)** is located in Barangay Tambler, General Santos City in South Cotabato. With an area of 11 hectares, it provides fishery post-harvest facilities for commercial and municipal fishing vessels, market traders, processors and exporters in SOCCSKSARGEN. Because of its role as a major producer and exporter of tuna in the country and in Asia Pacific, it earned the moniker, “Tuna Capital of the Philippines” in the 1970s. Since then, the PFDA-GSFPC has catered to the robust tuna industry as the primary provider of post-harvest facilities and infrastructure that facilitates the handling, trading and distribution of tuna.

Under the PFDA initiatives, the Wharf II extension of the PFDA – General Santos Fish Port Complex (PFDA-GSFPC) is moving closer to its completion. In addition to this, the PFDA has pipelined various projects for the future improvement of the port. This includes the forthcoming expansion and improvement of the PFDA-GSFPC amounting to PHP 2.8 billion.



Gross Income Breakdown

Business Income	₱151,949,934.02
Service Income	₱5,614,046.32
Other Non-Operating Income	₱3,108.04
TOTAL	₱157,567,088.38

Port Highlights

Performance Indicator	Accomplishment
Number of clients/port user served	20,958
Fishing Vessels Arrivals	14,478
Volume of Fish Unloading	251,448 MT
Volume of Fish Fishery Processed Products	292 MT
Volume of Ice Production	17,187 MT

MT – Metric Tons

Top 5 Fish Species

Species	Volume in Metric Tons (MT)
1. Skipjack Tuna	191,356.42
2. Yellowfin Tuna	27,217.65
3. Roundscad	14,484.11
4. Milkfish	3,923.66
5. Big-eyed Scad	2,645.01



DAVAO FISH PORT COMPLEX

DAVAO FISH PORT COMPLEX

Toril District, Davao City, Davao del Sur;
(082) 291-09-31 / (082) 291-07-52 loc. 102; opm_dfpc@pfda.gov.ph

The **Davao Fish Port Complex (PFDA-DFPC)** is a 4.5-hectare fish port complex situated in Daliao, Toril District in Davao City. Established in 1995, the DFPC has become attractive to foreign long-line vessels thereby making it an alternative transshipment port in the Asia Pacific Region. It also serves as a hub for the collection, processing, storage, and packaging of fish and fishery products for distribution to both domestic and export markets.

The ongoing rehabilitation and improvement of PFDA-DFPC is expected to support the region's growing agro-industrial sector, spurring further economic growth in Mindanao. Given its strategic location and current role as a regional fish port complex, the improvement and modernization project is expected to enhance the country's socioeconomic integration with other major trading hubs in the Asia-Pacific region.



Gross Income Breakdown

Business Income	₱21,102,382.14
Service Income	₱451,994.93
Other Non-Operating Income	₱329,980.19
Gains	₱302,258.87
TOTAL	₱22,186,616.13

Port Highlights

Performance Indicator		Accomplishment
Number of clients/port user served		930
Fishing Vessels Arrivals		1,489
Volume of Fish Unloading		4,912 MT
Volume of Ice Production		5,349 MT

MT – Metric Tons

Top 5 Fish Species

Species	Volume in Metric Tons (MT)
1. Frozen Marine Products	1,880.72
2. Overland-Foreign	1,587.55
3. Moonfish	412.489
4. Yellowfin Tuna	358.802
5. Frozen Residue Products	296.38



ILOILO FISH PORT COMPLEX

Tanza, Iloilo City, Iloilo; (033) 335-01-54 /(033) 335-12-42;
opm_ifpc@pfda.gov.ph

The Iloilo Fish Port Complex (PFDA - IFPC) is located in a 21-hectare reclaimed area at Barangay Tanza, Iloilo City in Visayas. Once considered a traditional landing site of bagnetters and other fishing bancas in Iloilo City and nearby towns, it currently serves as a major fish port in Visayas with a vast area of raw land open for lease for commercial spaces, communication facilities and agri-fishery-related factories. Its strategic location as an inter-island port with a natural harbor makes it an ideal location for trade and industry.

The ongoing renovation and improvement of the PFDA-IFPC is expected to contribute to a more competitive fishing industry in the entire Visayas region by attracting more investors and locators, particularly fish processors, by providing more income and employment for fisherfolks and their families.



Gross Income Breakdown

Business Income	₱66,054,113.85
Service Income	₱473,290.73
Other Non-Operating Income	₱1,146.74
TOTAL	₱66,528,551.32

Port Highlights

Performance Indicator	Accomplishment
Number of clients/port user served	3,145
Fishing Vessels Arrivals	2,046
Volume of Fish Unloading	23,468 MT

MT - Metric Tons

Top 5 Fish Species

Species	Volume in Metric Tons (MT)
1. Milkfish	5,786.24
2. Roundscad	5,635.07
3. Frigate Tuna	1,387.79
4. Sardines	1,191.86
5. Monocle Bream / Thread-finned Bream	1,079.89



LUCENA FISH PORT COMPLEX

Dalahican, Lucena City, Quezon; (042) 660-42-13 / (042) 797-25-31;
asfd_lfpc@pfda.gov.ph

The Lucena Fish Port Complex (PFDA-LFPC) in CALABARZON is located in a 7.8-hectare reclaimed area at Barangay Dalahican in Lucena City, Quezon. Among the current services offered by the PFDA-LFPC are the unloading and marketing of fish both from commercial and municipal fishing vessels as well as fish supplies from overland vehicles.

It is currently being developed under the Nationwide Fish Ports Project Package III of the government. The project includes the construction, rehabilitation and improvement of the fish port's existing facilities, such as pier, market hall, cold storage, ice plant and wastewater treatment plant. The newly-improved PFDA-LFPC is expected to be fully operational in March 2023.



Gross Income Breakdown

Business Income	₱34,302,293.51
Service Income	₱653,204.54
TOTAL	₱34,955,498.05

Port Highlights

Performance Indicator	Accomplishment
Number of clients/port user served	1,435
Fishing Vessels Arrivals	7,955
Volume of Fish Unloading	20,203 MT

MT - Metric Tons

Top 5 Fish Species

Species	Volume in Metric Tons (MT)
1. Roundscad	2,703.65
2. Milkfish	2,590.25
3. Indian Sardines	2,134.76
4. Island Mackerel	1,447.92
5. Skipjack Tuna	1,333.26



ZAMBOANGA FISH PORT COMPLEX

ZAMBOANGA FISH PORT COMPLEX

Sangali, Zamboanga City, Zamboanga del Sur; (062) 955-07-50;
opm_zfpc@pfda.gov.ph

The Zamboanga Fish Port Complex (PFDA-ZFPC) is situated in a 12.5-hectare complex in Barangay Sangali, Zamboanga del Sur. Its establishment in 1985 strengthened the linkages and trade links with our neighboring Asia Pacific countries that has been in place since the 1600s. It is considered the largest marine products processing center in Region 9.

The PFDA-ZFPC is currently undergoing renovation and improvement to provide better facilities for fisherfolks, vessel operators, fish brokers, traders and processors, storage and ice plant operators, and agricultural support groups in the region.



Gross Income Breakdown

Business Income	₱58,442,127.85
Service Income	₱2,583,075.57
TOTAL	₱61,025,203.42

Port Highlights

Performance Indicator	Accomplishment
Number of clients/port user served	1,939
Fishing Vessels Arrivals	7,121
Volume of Fish Unloading	7,682 MT
Volume of Fish Fishery Processed Products	1,044 MT
Volume of Ice Production	9,948 MT

Top 5 Fish Species

Species	Volume in Metric Tons (MT)
1. Big-eyed Scad	2,923.34
2. Red Tail Scad	1,120.11
3. Sardinella	843.43
4. Roundscad	428.12
5. Crevalle	416.92

MT – Metric Tons



BULAN FISH PORT COMPLEX

BULAN FISH PORT COMPLEX

Pier 2, Zone 4, Bulan, Sorsogon;
(056) 555-22-01 / 0908-627-98-88; opm_bfpc@pfda.gov.ph

The **Bulan Fish Port Complex (PFDA-BFPC)** was officially upgraded from a municipal fish port to its current Regional Fish Port (RFP) status in 2017, making it the most recent regional fish port to be placed under the management of PFDA. Located in the south-westernmost tip of Luzon Island, it is accessible to municipal and commercial vessels coming from Northern Samar, Masbate, and Leyte. The PFDA-BFPC jointly manages the operations of Tacloban City Municipal Fish Port (TCFP) in Leyte with the local government unit.

The PFDA-BFPC is one of the ports that is being rehabilitated through the PFDA initiative, with an additional ice plant currently being built.



Gross Income Breakdown

Business Income	₱14,944,295.17
Service Income	₱634,732
TOTAL	₱15,579,027.17

Port Highlights

Performance Indicator	Accomplishment
Number of clients/port user served	610
Fishing Vessels Arrivals	46,449
Volume of Fish Unloading	12,068 MT

MT - Metric Tons

Top 5 Fish Species

Species	Volume in Metric Tons (MT)
1. Bali Sardinella	10,878.42
2. Pacific Saury	238.7
3. Mackarel Scad	173.495
4. Flying fish	163.38
5. Anchovy	136.85



SUAL FISH PORT

Sual, Pangasinan; (075) 532-11-12; opm_sfp@pfda.gov.ph

The Sual Fish Port (PFDA-SFP) is constructed on a 3.8-hectare reclaimed land located at Poblacion, Sual in Pangasinan. It currently plays a significant role as the only transshipment port in northern Luzon, not only for fish caught in Lingayen Gulf, but also for general commodities to Dagupan City, the center of commerce and marketing in Pangasinan province.

The renovation and improvement project of the PFDA-SFP aims to accommodate bigger fishing boats and cargo vessels coming from different parts of the country. Set to be finished by the end of 2023, the modernization of the PFDA-SFP is critical to the development of the fisheries sector of the country.



Gross Income Breakdown

Business Income	₱6,113,219.89
Service Income	₱56,269.09
TOTAL	₱6,113,219.89

Port Highlights

Performance Indicator	Accomplishment
Number of clients/port user served	359
Fishing Vessels Arrivals	241
Volume of Fish Unloading	1,796 MT

MT - Metric Tons

Top 5 Fish Species

Species	Volume in Metric Tons (MT)
1. Roundscad	706.79
2. Skipjack Tuna	686.665
3. Yellowfin Tuna	292.355
4. Frigate Tuna	57.96
5. Big Root	12.46

CAMALIGAN FISH PORT



CAMALIGAN FISH PORT

Dugcal, Camaligan, Camarines Sur; (054) 225-41-62;
opm_cfp@pfda.gov.ph

The Camaligan Fish Port (PFDA-CFP) is built on a 4-hectare property in Barangay Dugcal, Camaligan in Camarines Sur. Completed in 1991, it has been serving its role as a fish processing complex providing facilities and services to private fish processors. It extends its services to the entire Bicol Region in terms of efficient handling and distribution of fish and fishery products.



Gross Income Breakdown

Business Income	₱6,359,140.22
Service Income	₱12,950
TOTAL	₱6,372,090.22

Port Highlights

Performance Indicator	Accomplishment
Number of clients/port user served	112
Fishing Vessels Arrivals	8
Volume of Fish Unloading	38 MT
Volume of Fish Fishery Processed Products	86 MT
Volume of Ice Production	203 MT

MT - Metric Tons

PFDA FISH PORTS AND OTHER FISHERY POST-HARVEST FACILITIES

Pursuant to its mandate, the PFDA sustained the operation of the nine (9) Regional Fish Ports (RFPs) namely, Navotas, Iloilo, Zamboanga, Camaligan, Lucena, Sual, Davao, General Santos, and Bulan Fish Ports. The fish port located in Tacloban, Leyte is under joint management by PFDA and LGU.

As of 31 December 2021, the total volume of fish unloaded at the regional fish port complexes reached a total of 517,860 metric tons (MT). The General Santos and Navotas Fish Port Complexes were the two (2) biggest contributors to fish unloadings with a total of 49% and 38% contributions, respectively, while the remaining 13% was contributed by the other seven (7) RFPs. The total number of fishing and non-fishing vessel arrivals reached 94,995.



Insofar as processing activity is concerned, 1,421 MT of fishery and non-fishery products were processed in the refrigeration facilities of General Santos, Zamboanga, and Camaligan Fish Ports. Moreover, the total volume of ice produced at Zamboanga, Davao, General Santos, and Camaligan Fish Ports was recorded at 32,687 MT.

As of date, the agency constructed **136 fish ports nationwide**: 119 of which have already been turned-over to the Local Government Units (LGUs); 15 fish ports are for turn-over; the Bulan Fish Port is under the supervision and management of the agency; and the Tacloban FP is jointly managed with the LGU.

In line with the government's privatization scheme, the PFDA continued to lease out **four (4) ice plants and cold storages** to the private sector located in the provinces of Masbate, Negros Occidental, Sultan Kudarat, and Surigao del Norte.



PFDA MUNICIPAL FISH PORTS AND OTHER FISHERY POST-HARVEST FACILITIES

Luzon

- 1 : Las Pinas, Metro Manial(Brgy. Bernabe Compound)
2 : Sto. Domingo, Alfonso Lista, Ifugao
3 : Tori-Tori, Anda, Pangasinan
4 : Lucero, Santiago Island, Bolinao, Pangasinan
5 : Damortis, Sto. Tomas, La Union
6 : Poblacion, Lingayen, Pangasinan
7 : Salomague, Cabugao, Ilocos Sur
8 : Fely, Maconacon, Isabela
9 : San Vicente, Sta. Ana, Cagayan
10 : Basco, Batanes (Brgy. Poblacion)
11 : Divisoria Norte, Maddela, Quirino
12 : Lusod, Maddela, Quirino
13 : Poblacion, Nagtipunan, Quirino
14 : Sabtang Batanes (Brgy. Savidug)
15 : Sabtang Batanes (Brgy. Sumnanga)
16 : Zabali, Baler, Aurora
17 : Pamarawan, Malolos, Bulacan
18 : Panasahan, Malolos, Bulacan
19 : Paliwas, Obando, Bulacan
20 : Pantalan Bago, Orani, Bataan
21 : Bebe Anac, Masantol, Pampanga
22 : Poblacion, Masinloc, Zambales
23 : Banicaín, Olongapo, Zambales
24 : Baraca-Camachille, Subic, Zambales
25 : Abucay, Bataan (Brgy. Wawa)
26 : Bagac, Bataan (Brgy. Pag-asa)
27 : Poblacion, Mariveles, Bataan
28 : Poblacion, Atimonan, Quezon
29 : Poblacion 4, Calauag, Quezon
30 : Poblacion, Guinayangan, Quezon
31 : Dinahican, Infanta, Quezon
32 : Poblacion, Mulanay, Quezon
33 : Dulong Bayan, Pitogo, Quezon
34 : Poblacion, Polilio, Quezon
35 : Poblacion, San Francisco, Quezon
36 : Looc, Cardona, Rizal
37 : Pandawan, Rosario, Cavite
38 : Rizal, Tagkawayan, Quezon
39 : UngosReal, Quezon
40 : Poblacion, Talisay, Batangas
41 : Poblacion, Bulalacao, Oriental Mindoro
42 : Poblacion, Calatrava, Romblon
43 : Poblacion, Mansalay, Oriental Mindoro
44 : Puerto Princesa , Palawan (Brgy. Matahimik)
45 : Poblacion, Quezon, Palawan
46 : Caminawit, San Jose, Occidental Mindoro
47 : Suha, Torrijos, Marinduque
48 : Agkawayan, Looc, Occidental Mindoro
49 : Maguinhawa, Lubang, Occidental Mindoro
50 : Mabini, San Andres, Romblon
51 : Tayamanan, Mamburao, Occidental Mindoro
52 : Brgy II, Romblon, Romblon
53 : Calabanga, Camarines Sur (Brgy. Sabang South)
54 : Catioan, Capalonga, Camarines Norte
55 : Poblacion, Aroroy, Masbate
56 : Kawit, Casiguran, Sorsogon
57 : Poblacion, Castilla, Sorsogon
58 : Macalaya, Castilla, Sorsogon
59 : Poblacion, Esperanza, Masbate
60 : Mahayahay, Cawayan, Masbate
61 : Binistan Sur, Magallanes, Sorsogon
62 : Poblacion, Pilar, Sorsogon
63 : Siramag, Balatan, Camarines Sur
64 : Cinco, Mercedes, Camarines Norte
65 : San Cirilo, Pasacao, Camarines Sur
66 : San Roque, Tabaco, Albay
67 : Fatima, Tabaco, Albay
A : Placer, Masbate
B : Tabaco, Albay

Visayas

- 68 : Padang, Patnongon, Antique
69 : Gerona Gimino, Guimbal, Iloilo
70 : Aguisan, Himamaylan, Negros Occidental
71 : Basiao, Ivisan, Capiz
72 : Poblacion, Pilar, Capiz
73 : Poblacion, Sapián, Capiz
74 : Poblacion, Concepcion, Iloilo
75 : Bancal, Carles, Iloilo
76 : Asia, Hinoba-an, Negros Occidental
77 : Poblacion South, Oton, Iloilo
78 : Libas, Roxas, Capiz
79 : Brgy, 4, San Jose de Buenavista, Antique
80 : Hagnaya, San Remegio, Cebu
81 : Poblacion,Basay, Negros Oriental
82 : Daanbantayan, Cebu (Brgy. Poblacion)
83 : Minglanilla, Cebu (Brgy. Tulay)
84 : Cogtong, Candijay, Bohol
85 : Poblacion,Dimiao, Bohol
86 : Poblacion,Guindulaman, Bohol
87 : Bunga Mar Jagna, Bohol
88 : Poblacion,Loay, Bohol
89 : Villafior,Loboc, Bohol
90 : Baybayon,Mabini, Bohol
91 : Manga,Tagbilaran, Bohol
92 : Tanke,Talisay, Cebu
93 : Canmanico,Valencia, Bohol
94 : Taculing,Larena, Siquijor
95 : Poblacion,Danao, Cebu
96 : Bacjao,Balangiga, Eastern Samar
97 : Poblacion I, Dolores, Eastern Samar
98 : Poblacion, Catbalogan, Western Samar
99 : Buenavista,San Isidro, Northern Samar
100 : Poblacion, Daram, Western Samar
101 : Baybay,Laoang, Northern Samar
102 : North, San Jose, Northern Samar
103 : Kinabranan,Allen, Northern Samar
104 : Tacloban City, Leyte (Brgy. 37)
105 : Carigara, Leyte (Brgy. Poblacion)
106 : Guivan, Eastern Samar (Brgy. 6)
107 : Macrohon, Southern Leyte (Brgy. Ichon)
C : Saravia, Negros Occidental


Mindanao

- 108 : Sitio Fishing Village,Alicia, Zamboanga Sibugay
109 : Barra,Dipolog, Zamboanga del Norte
110 : Taytay Manobo,Naga, Zamboanga Sibugay
111 : Kabatan,Vincenzo Sagun, Zamboanga del Sur
112 : Bagting,Dapitan, Zamboanga del Norte
113 : Siare, Sindangan, Zamboanga del Norte
114 : Tukuran, Zamboanga del Sur (Brgy. San Carlos)
115 : Lawigan,Catarman, Camiguin
116 : Poblacion,Opol, Misamis Oriental
117 : Tangub, Misamis Oriental
118 : Kimaya,Jasaan, Misamis Oriental
119 : Monserrat,Governor Generoso, Davao Oriental
120 : Cagangohan,Panabo, Davao del Norte
121 : Poblacion,Kiamba, Sarangani
122 : Mabay,Maitum, Sarangani
123 : Pag-asa,Kalamansig, Sultan Kudarat
124 : Rajah Mudah,Pikit, North Cotabato
125 : Lower Dansalan,Marawi City, Lanao del Sur
126 : Tandag City, Surigao del Sur (Brgy. Bongtod)
127 : Wakat,Barobo, Surigao del Sur
128 : T. Arlan,Sta. Monica, Surigao del Norte
129 : Cerrantes, Jolo, Sulu
130 : Kulay Bato,Lamitan, Basilan
131 : Brgy. Shipyard Port,Maluso, Basilan
132 : Alu Layag-layag,Parang, Sulu
133 : Pamalian,Ganassi, Lanao del Sur
134 : Poblacion,Maimbung, Sulu
135 : Batu-batu,PanglimaSugala, Tawi-Tawi
136 : Buli-Buli,Sumisip, Basilan
D : Kalamansig, Sultan Kudarat

Municipal fish port projects constructed by the PFDA are eventually turned over to the local government units (LGU) for operations. These ports are expected to provide modern post-harvest facilities that will enhance fisheries livelihood opportunities and improve fish catch quality for the fisherfolk in the respective communities/ municipalities. Likewise, ice plants and cold storages built by the PFDA are either turned over to the LGU or leased out to the private sector.

Source: Regional and Municipal Project Operations Division - OSD

PFDA AGENCY MILESTONES





#FORTIFIEDAT45 PFDA TURNS 45, COMMEMORATES MILESTONE ANNIVERSARY THROUGH VIRTUAL PROGRAM

Philippine Fisheries Development Authority (PFDA) celebrated its 45th Milestone Anniversary with the theme “#FortifiedAt45: Pinalakas na sektor ng pangisdaan, Susi sa pambansang kaunlaran sa gitna ng pandemya” held at PFDA Central Office Conference Room on August 11, 2021.

Due to the re-implementation of Enhanced Community Quarantine in the National Capital Region, participants all over the country have attended the live program at the comfort of their own homes and offices via teleconference.

During the program, Technical Services Department Manager Engr. Danilo Axalan presented the latest updates on the agency's construction and rehabilitation of various port facilities in all municipal and Regional Fish Ports.



PFDA's isDA ON THE GO (IOTG) project was also highlighted during the program. Through a video blog presentation, PFDA showcased various fresh frozen fish products available in all IOTG stores nationwide at very affordable prices.

Moreover, the agency gave special recognition to its Service Loyalty Awardees who rendered their service to PFDA for a remarkable amount of time.

The agency also promoted its PFDA Review quarterly publication that is available for download at the agency's official website at pfda.gov.ph.

President Rodrigo Roa Duterte, Senator Christopher Lawrence “Bong” Go, and Governance Commission for GOCCs (GCG) Chairman Samuel G. Dagpin, Jr. graced the event through video messages and sent their warmest greetings and support as the agency marks its 45th year. In addition, members of the PFDA Board of Directors led by Department of Agriculture Secretary Dr. William D. Dar and PFDA General Manager Atty. Glen A. Pangapalan sent their well wishes to the PFDA community.

Ms. Camille An Moog of PFDA Central Office - Operations Services Department and Ms. Joy Tuazon of Navotas Fish Port Complex – Administrative Services Division hosted this year's virtual program.



PROSPERING THROUGH PANDEMIC: THE EVOLUTION OF ISDA ON THE GO

Throughout the country's struggle against the COVID-19 pandemic, one Corporate Social Responsibility (CSR) flagship project of the Philippine Fisheries Development Authority (PFDA)—the isDA ON THE GO (iOTG) project—continues to forge ahead despite the dangers brought by the deadly virus.

When the COVID-19 virus entered the country, the economy almost immediately shut down as the national government imposed lockdown measures and mobility restrictions to curb the transmission of the deadly disease. Thenceforth, the country has been trying to break loose from the shackles of the pandemic, and during these trying times, the agriculture and fisheries sector valiantly stood as one of the strongest pillars of the economy.

Based on recent studies on food safety, frozen fishery products are said to be healthier compared to fresh fish because the freezing process can help retain food's freshness and quality. In addition, freezing freshly caught fish can keep its nutritional value through preservation, which can help prevent the growth of microorganisms that cause both food spoilage and foodborne illnesses.

Since its launching in 2019, the iOTG project has brought adequate and affordable fresh-frozen fish and other fishery products to the doorsteps of many families during the pandemic. Compared to prevailing retail prices, iOTG products are 30% to 40% lower. The agency has sold tons of fish through various modalities like retail marketing; tie-up with DA's KADIWA ni Ani at Kita; direct sales to groups, institutions, and villages; and market on wheels.

As years go by, the PFDA's iOTG continues to expand its reach to neighboring towns and provinces. Since July 2020, the PFDA has been supplying several iOTG branches of the Armed Forces of the Philippines Commissary and Exchange Service (AFPCES) nationwide.



Moreover, in February 2021, the iOTG project reached the Provincial Government of Sorsogon. This expansion is part of the agency's target of establishing iOTG markets through local government units nationwide.

In a bid to strengthen the supply of high-quality and affordable fresh-frozen fish, the agency procured 100 units of chest inverter freezers (50 units of 15 cubic ft. and 50 units of 20 cubic ft.) and 15 units of top-of-the-line refrigerated vans equipped with state-of-the-art devices in September 2021.

Later in the year, in October 2021, the PFDA partnered with the Cooperative Development Authority (CDA) to expand the reach of iOTG products not only in Metro Manila but also in some parts of Visayas and Mindanao through CDA-registered cooperatives.

For 2021, the PFDA-CDA partnership has identified five cooperatives across Metro Manila. Each of the cooperatives received one top-of-the-line inverter chest freezer, which will be utilized for the selling of fresh-frozen fishery products under the iOTG initiative.



CONDUCT OF MANAGEMENT AND OPERATIONS AUDIT

Despite the limitations brought by the COVID-19 pandemic, the PFDA – Internal Audit Department (IAD) successfully conducted Compliance, Management, Operations, and Follow-Up Audit in seven (7) regional fish ports of PFDA on CY 2021.

As mandated to perform internal audit function, the IAD led a virtual audit with the Iloilo Fish Port Complex (IFPC), General Santos Fish Port Complex (GSFPC), Zamboanga Fish Port Complex (ZFPC), Bulan Fish Port Complex (BFPC), Davao Fish Port Complex (DFPC), Navotas Fish Port Complex, and Sual Fish Port (SFP).

The audit was conducted to determine the regional ports' degree of compliance with the government policies and guidelines, and to assess the ports' implementation with the established systems, and procedures of PFDA and other issues on the operational and financial concerns.

The operations audit has covered the review and assessment of lease contracts of port clients to determine the compliance to contract provisions, harbor and market operations as well as refrigeration and engineering operations, and compliance to HACCP was also observed.

The management audit covered the review and examination of various records to determine the legality, propriety, completeness of supporting documents, and conformity to the internal auditing standards and procedures.

Likewise, financial statements including the status of accounts receivables and corresponding Books of account was also examined to check the accuracy and reliability of accounting data. Implementation of attendance-related policies was also analyzed and evaluated.



Remote Audit BFPC (Aug 23-Sep 20, 2021)



Remote Audit ZFPC (Jul 14-Aug 16, 2021)



Remote Audit DFPC (Sep 27-Oct 27, 2021)

ISO 9001:2015 RE-CERTIFICATION OF PFDA UNITS

The agency has been adhering to the International Organization for Standardization Quality Management System (QMS) since 2018. On 20 December 2021, a second surveillance audit was conducted at the PFDA - Central Office for the certification procedure (Project Management Service) according to standard ISO 9001:2015, to which TÜV Rheinland Philippines, Inc., confirmed.

Likewise, the Zamboanga Fish Port Complex was issued a Confirmation Certification Procedure (Harbor and Market) by the same third-party consultant last 24 December 2021.

The Navotas, Iloilo, Lucena, Davao and General Santos Fish Port Complexes respectively received its attestations as issued by the SOCOTEC Certification Philippines, Inc., signifying its recommendation for ISO 9001:2015 (QMS) certification of harbor and market business processes.



AUTOMATION OF PFDA SERVICES

The agency has committed the development of four (4) systems—Online Competency Profiling System, Key Performance Indicator (KPI) System, Client and Visitor Entry System (CVES) and IT & General Service Preventive Maintenance System—all of which are enhanced and developed by 2021.

The two (2) systems—Human resource Information Systems and Online Leave and Pass Slip Application System—were installed and implemented at the Central Office, and the enhancement of two (2) systems—IT Support Ticketing System and Modified Integrated Corporate Reporting System— was implemented as early as March 2021.



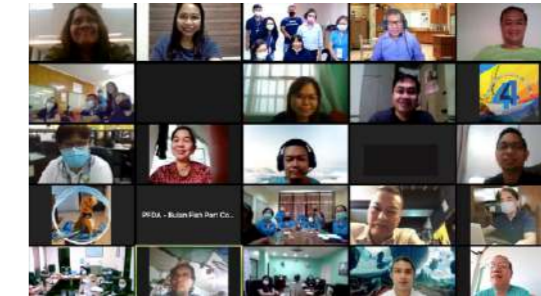
TRAINING AND CAREER DEVELOPMENT PROGRAMS

PFDA's success is enabled by a strong personnel base with its employees demonstrating unwavering commitment to the vision and mission of the agency. The Human Resource Division (HRD) of the Administrative Services Department (ASD) continually provides training and developmental programs for the employees in order to hone and improve the performance competencies of its personnel.

However, the continuous dangers brought by the coronavirus in 2021 challenged the agency to re-evaluate its approaches to training and career development programs. With that, most training programs, if not all, were conducted virtually via live webinar-based training. Despite the unusual circumstances and the decline in training program rate, HRD-ASD was still able to quickly adapt and find ways to ensure that all PFDA personnel can properly adjust to the challenges of the new normal.

As of December 2021, the PFDA has conducted a total of **62 training and career development programs** throughout all units nationwide.

62 training and career development programs nationwide



Orientation on RA 9184 and its revised IRR
March 2021



Forum on the Revised Rules on Administrative Cases in the Civil Service (RRACCS)
August 2021



"Bakuna Kontra Corona: A Webinar on COVID-19 Vaccine Misinformation and Hesitancy"
May 2021



Webinar on Omnibus Rules and Appointments and Other Human Resource Action (ORAOHRA)
September 2021



Leadership Management Training
November 2021

A COLLABORATIVE APPROACH TOWARDS HERD IMMUNITY AGAINST COVID-19

The COVID-19 pandemic and the imposition of protracted community quarantine caused a massive economic disruption in the country, leading government agencies like PFDA had to make a rapid transition and take new approaches to operational strategies. As an attached corporation to the Department of Agriculture, the PFDA must continuously ensure unhampered supply of fish, unloading, and trading operations in all the PFDA Regional Fish Ports while maintaining food safety across the country.

Above everything else, PFDA ensures the safety of its employees, clients, and the public. To ensure the welfare of all PFDA Regional Fish Ports (RFPs) and Central Office employees, the agency has collaborated with various Local Government Units (LGU) to increase the vaccination rate in all ports nationwide. All PFDA personnel were encouraged to have their COVID-19 vaccines for their personal and families' safety and security.

In June 2021, the PFDA – Navotas Fish Port Complex (PFDA-NFPC) partnered with the LGU of Navotas in vaccinating all port employees who are part of the A2 (senior citizens), A3 (people with comorbidities), and A4 (economic frontliners) priority group. All staff and personnel of the PFDA-NFPC who received their first dose of COVID-19 vaccine had their second dose in July 2021.

Meanwhile, in July 2021, fish port employees at the PFDA – General Santos Fish Port Complex (PFDA-GSFPC) received their COVID-19 vaccine under the combined efforts of the agency and the local government unit of General Santos City. In September 2021, PFDA-GSFPC employees received their second dose of COVID-19 vaccine.

Later in the year, the PFDA-NFPC and the Navotas City Health Office participated in the National Government's three-day "Bayanihan, Bakunahan" National COVID-19 Vaccination Days to inoculate port workers and residents within the port's vicinity on November 29 to December 1, 2021.

According to a report on the vaccination status from the PFDA – Administrative Services Department (PFDA-ASD), as of December 2021, more than 600 have attained full COVID-19 vaccination status.

Despite the high vaccination rate, the PFDA continues to remind everyone to continuously observe proper health protocols to keep the agency coronavirus-free. As one of the government agencies in the food production sector particularly mandated to provide fishery post-harvest facilities, the PFDA continues to ensure a safe working environment for its workforce and clients.

The PFDA Central Office and Regional Fish Ports conducted strict monitoring on minimum safety and health protocols by the IATF:

- compliance with ID and passes;
- thermal scanning;
- provision of alcohol, sanitizer, and face mask for frontline employees;
- observance of physical distancing;
- footbath and hand washing stations for all incoming clients at various strategic locations;
- installation of misting and sanitation tents in RFPs; and
- conduct of regular disinfection of the RFPs and the Central Office



PFDA ASSISTS TYPHOON ODETTE-AFFECTED FAMILIES IN VISAYAS, MINDANAO

In response to the destruction caused by Typhoon Odette, Philippine Fisheries Development Authority (PFDA) organized a relief operation project worth P10 million to aid 7,250 typhoon-hit families in Surigao City, Siargao Island, and Sogod, Southern Leyte on December 24, 2021.

Led by PFDA General Manager Atty. Glen A. Pangapalan and PFDA Assistant General Manager Ms. Iris R. de Vera, the agency has allocated P10 million from the PFDA corporate funds. These funds are forwarded to PFDA – Davao Fish Port Complex (PFDA-DFPC) and PFDA – General Santos Fish Port Complex (PFDA-GSFPC).

Being the closest Regional Fish Ports (RFP) to the target areas, the PFDA-DFPC and PFDA-GSFPC led the facilitation, coordination, and logistics of the relief operation.

Typhoon-hit families from the target areas received assorted canned goods, instant noodles, rice, drinking water, brown sugar, coffee sticks, biscuits, and face masks. In addition, they also received construction materials like galvanized iron sheets (yero), umbrella nails, hammers, rolls of tie wire, cut saw, and canvasses.

On top of the P10-million relief budget, the PFDA – Navotas Fish Port Complex (PFDA-NFPC) has collected donations to provide an additional 500 bags of relief packages for typhoon-stricken families. Donors who have extended their help in this relief effort were the PFDA Top Management and various NFPC port clients.

Most parts of the southern and central Philippines have been widely affected by the strongest storm of the year. As the PFDA's first step to aiding those people in need, the agency distributed relief packs in January 2022.



Photos by Kristine Joy Tuazon of PFDA-NFPC; Jude Ciprian Ambong, Christine Angelique Bisquera, and Marife Borja of PFDA-DFPC; and Paris Ayon and Teodoro Villaruz Jr. of PFDA-GSFPC


GENDER AND DEVELOPMENT FOCAL POINT SYSTEM



2021 National Women's Month Celebration Photo Series Exhibit
EMPOWERING WOMEN IN FISHERIES
A Philippine Fisheries Development Authority Photography Contest



Milkfish Queens
Gil Ernest M. Gatinga



Woven Green
Angela Grace E. Singson



The Crab Pot Lady
Robin P. Escriba



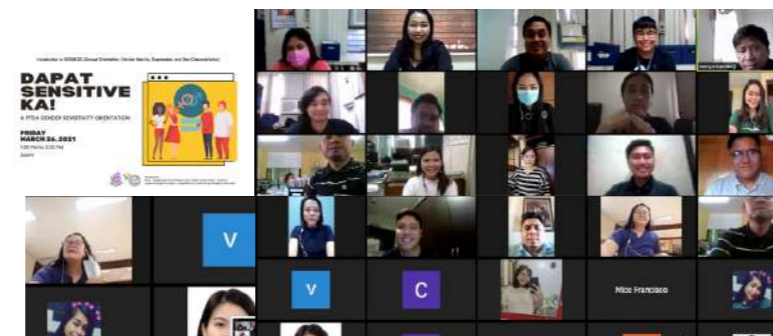
In 2021, the PFDA- Gender and Development Focal Point System (GAD-TWG) unveils its **brand-new logo** to champion gender equality and inclusivity in the workplace. This reimagining of the PFDA-GAD logo brings a new face of gender and development in today's ever-changing society.

It is not every day that an established agency reveals a new logo, which is why this new face is a cause for celebration— a celebration of safe spaces and gender sensitivity in the workplace.

In **March 2021**, the PFDA joined in the nationwide celebration of the **National Women's Month** with the theme "We Make Change Work For Women". The PFDA held a GAD Photograph Contest with the theme "Empowering Women in Fisheries". The photos were then turned into a Photo Series Exhibit in the PFDA Official Facebook Page.

As part of this year's National Women's Month Celebration 2021, the PFDA, through the PFDA - Gender and Development Focal Point System (PFDA-GDFPS) and the Human Resource Division - Administrative Services Department (HRD-ASD), held an online Gender Sensitivity Orientation with the theme "Dapat Sensitive Ka!" on **March 26, 2021**.

"We do not have to change our ideologies right away, but this orientation will give us a better understanding and a bigger glimpse about gender sensitivity," Mr. Mc Christian Julius Macaranas II, the resource speaker, said.



The PFDA, through the joint effort of the Administrative Services Department – Human Resource Division (ASD-HRD) and PFDA- Gender and Development Focal Point System (GAD-FPS), held a Mental Health Literacy training which focused on understanding mental health in the new normal, held via teleconference on **October 7, 2021**.

The activity aims to help PFDA employees to be able to fully transition to the new normal caused by the COVID-19 pandemic. The webinar provided an overview of what mental health is as a concept and its application in the ever-changing environment.



As an agency advocating gender sensitivity and inclusivity, the PFDA has organized a two-day virtual talk series in observance of the 2021 Gender and Development (GAD) 18-Day Campaign to End Violence Against Women (VAW) with the theme "VAW-free community starts with Me" from **November 25 to December 12, 2021**.

Through its Gender and Development Focal Point System (PFDA-GFPS), the agency takes part in this annual campaign highlighting Republic Act 11313 or the Safe Spaces Act, which aims to raise awareness of the public and the institutions that are mandated to implement the law.



PFDA

BOARD OF DIRECTORS



Ferdinand R. Marcos Jr.
President, Republic of the Philippines
Secretary, Department of Agriculture
Chairperson, PFDA Board of Directors

ACADEMIC QUALIFICATIONS

- **MBA:** Graduate Coursework in Business Administration, Wharton School of Business, University of Pennsylvania, USA
- **Special Diploma in Social Studies** Oxford University, England

PROFESSIONAL QUALIFICATIONS

- **Senator**, July 2010 - June 2016
- **Congressman**, Second District, Ilocos Norte, 2007 - 2010
- **Governor**, Province of Ilocos Norte, 1998 - 2007
- **Congressman**, Second District, Ilocos Norte, 1992 - 1995
- **Governor**, Province of Ilocos Norte, 1983 - 1986
- **Vice Governor**, Province of Ilocos Norte, 1981 - 1983



Atty. Judy Carol L. Dansal
Administrator, National Food Authority
Vice Chairperson, PFDA Board of Directors

ACADEMIC QUALIFICATIONS

- **Bachelor of Laws**, San Beda College, Mendiola, Manila
- **Bachelor of Arts in English**, Northern Christian College, Laoag City

PROFESSIONAL QUALIFICATIONS

- **Department Manager**, NFA Enforcement Investigation and Prosecution Department; Business Regulation Department; Special Projects Office; Extension Department; Human Resource Management Department; Industry Services Department



Maria Antonia Yulo-Loyzaga
Secretary, Department of Environment and Natural Resources
Ex-Officio Member

ACADEMIC QUALIFICATIONS

- **Master of Arts in Government**, International Relations, Georgetown University

PROFESSIONAL QUALIFICATIONS

- **Chairperson**, International Advisory Board of the Manila Observatory
- **Executive Director**, Manila Observatory
- **Board of Trustees**, Ateneo de Manila and Ateneo de Naga University



Alfredo E. Pascual
Secretary, Department of Trade and Industry
Ex-Officio Member

ACADEMIC QUALIFICATIONS

- **Master in Business Administration**, University of the Philippines
- **Bachelor of Science in Chemistry**, University of the Philippines
- **Rotary International's Group Study Exchange**, 1975 (to New York, U.S.A. and Ontario, Canada)

PROFESSIONAL QUALIFICATIONS

- **President**, Management Association of the Philippines (MAP)
- **President and CEO**, Institute of Corporate Directors (ICD)
- **President & CEO**, University of the Philippines
- **Professorial Lecturer**, College of Economics and Management
- **Asian Development Bank**
Advisor for Public-Private Partnership (Jakarta Resident Mission)
Director, Private Sector Operations (Manila HQ)
Director, Infrastructure Finance (Manila HQ)
Head, Project Finance (Manila HQ)
Senior Investment Officer (Manila HQ & New Delhi Resident Mission)
- **Asian Institute of Management**
The American Express Foundation Professor of Financial Management
Director, Advanced Bank Management Program
Chair, MBA I Program



Manuel M. Bonoan

Secretary, Department of Public Works and Highways
Ex-Officio Member

ACADEMIC QUALIFICATIONS

- **Bachelor of Science in Civil Engineering**, Mapúa Institute of Technology

PROFESSIONAL QUALIFICATIONS

- **President and CEO**, SMC Tollways
- **Officer-in-Charge**, Department of Public Works and Highways
- **Undersecretary**, Department of Public Works and Highways
- **Assistant Secretary**, Department of Public Works and Highways



Atty. Glen A. Pangapalan

Member, Representing the Private Sector
of the Fishery Industry
Appointive Director

ACADEMIC QUALIFICATIONS

- **Bachelor of Science in Commerce Major in Economics**, St. Mary's College of Tagum, Inc.
- **Bachelor of Laws**, University of Mindanao

PROFESSIONAL QUALIFICATIONS

- **Managing Partner/Lawyer**, Mendez, Pangapalan Law Firm
- **Administrative Aide II**, Local Government of Tagum City Investment Promotion Office
- **General Manager**, Philippine Fisheries Development Authority (2016-2022)



PFDA - General Santos Fish Port Complex
Market Hall 1

PFDA CENTRAL OFFICE



Iris R. de Vera
Officer-in-Charge General Manager

Office of the General Manager
8925-6141
ogm@pfda.gov.ph

Office of the Assistant General Manager
8925-6138
oagm@pfda.gov.ph



Atty. Edward M. Campos
Department Manager

Administrative Services Department
8925-8477
asd@pfda.gov.ph



Gina J. Reyes
Department Manager

**Corporate Planning and Management
Information Services Department**
8925-7850
cpmisd@pfda.gov.ph



Human Resources Division



General Services Division



Property and Procurement Division



Corporate Planning Division



Information Technology Division





Jose A. Ruiz Jr.
Department Manager
Finance Services Department
8925-6143
fsd@pfda.gov.ph



Accounting Division



Budget Division



Cash Division



Eric M. Sims
Department Manager
Operations Services Department
8925-6142
osd@pfda.gov.ph



Quality Assurance Division



Regional and Municipal Project Operations Division



Project Evaluation Division



Gloria P. Vasquez
Department Manager
Internal Audit Department
8925-6144
iad@pfda.gov.ph



Financial Audit Division



Operations Audit Division



Engr. Danilo A. Axalan
Department Manager
Technical Services Department
8925-6137
tsd@pfda.gov.ph



Project Planning and Engineering Division



Construction Management Division



Facilities Services Division



Atty. Jose R. Ruiz III
Chief, Legal Division | Corporate Board Secretary
**Office of the Board Secretary/
 Legal Division**
 8925-8472
 obs@pfda.gov.ph
 legal@pfda.gov.ph



PFDA Bids and Awards Committee
 bac.co@pfda.gov.ph



**PFDA Gender and Development Focal Point System
 Technical Working Group**
 pfda.gad@pfda.gov.ph



Mc Christian Julius A. Macaranas II
Division Chief
Public Information Division
 8925-6139
 pid@pfda.gov.ph



PFDA Quality Management System Team
 qms.secretariat@pfda.gov.ph





 **PFDA - Central Office**
Newly renovated building

PFDA REGIONAL FISH PORTS



Jacqueline B. Pauig
BFPC OIC-Port Manager
CFP OIC-Port Manager

Office of the Port Manager, BFPC
(056) 555-2201
opm_bfpc@gmail.com



Camaligan Fish Port
(054) 475-55-08
opm_cfp@pfda.gov.ph



Albert P. Aguinaldo
DFPC Port Manager

Office of the Port Manager, DFPC
(082) 291-0931 / (082) 291-0752 loc. 102
opm_dfpc@pfda.gov.ph



Office of the Port Manager



Administrative and Finance Services Division



Port Maintenance and Refrigeration Division



Harbor and Market Operations Division



Custodio L. Balaoing Jr.
LFPC Port Manager

Office of the Port Manager, LFPC
(033) 335-01-54/(033) 335-12-42
opm_ifpc@pfda.gov.ph



Office of the Port Manager



Admin and Finance Services Division



Port Maintenance and Refrigeration Division



Harbor and Market Operations Division

PFDA REGIONAL FISH PORTS



Engr. Jun P. Superticioso
GSFP Port Manager
Office of the Port Manager, GSFP
(083) 552-92-37
opm_gsfp@pfda.gov.ph



Office of the Port Manager



Administrative Services Division



Harbor Operations Division



Finance Services Division



Market Operations Division



Refrigeration Division



Port Maintenance Division



Ramon C. Barbin
IFPC Port Manager
Office of the Port Manager, IFPC
(033) 335-01-54/(033) 335-12-42
opm_ifpc@pfda.gov.ph



Office of the Port Manager



Administrative Services Division



Finance Services Division



Harbor and Market Operations Division



Port Maintenance and Refrigeration Division

PFDA REGIONAL FISH PORTS



Luz P. Ortiz
NFPC Port Manager
Office of the Port Manager, NFPC
8281-2137/8283-1180
opm_nfpc@pfda.gov.ph



Office of the Port Manager



Administrative Services Division



Finance Services Division



Harbor Operations Division



Market Operations Division



Port Maintenance Division



Police Security Division



Francisco Romeo G. Escandor Jr.
SFP OIC-Port Manager
Office of the Port Manager, SFP
(075) 548-23-80
opm_sfp@pfda.gov.ph



Ignacio M. Yao
ZFPC Port Manager
Office of the Port Manager, ZFPC
(062) 955-07-50
opm_zfpc@pfda.gov.ph



Office of the Port Manager



Administrative and Finance Services Division



Harbor and Market Operations Division



Port Maintenance and Refrigeration Division

2021 PFDA

AUDITED FINANCIAL STATEMENT

PHILIPPINE FISHERIES DEVELOPMENT AUTHORITY STATEMENTS OF FINANCIAL POSITION As at December 31, 2021 and 2020 (In Philippine Peso)

	Note	2021	2020 As restated	January 1, 2020 As restated
ASSETS				
Current assets				
Cash and cash equivalents	5	1,412,172,885	1,388,384,101	1,276,962,893
Investment in time deposits	6	136,124,362	135,176,909	4,475,988
Receivables - net	7	228,651,074	228,772,482	234,338,137
Inventories	8	16,339,755	15,514,456	16,569,621
Prepayments and other current assets	9	1,074,279,792	363,113,036	125,274,389
		2,867,567,868	2,130,960,984	1,657,621,028
Non-current assets				
Investment in stocks	10	214,648	228,496	176,565
Investment property - net	11	171,962,161	118,457,426	81,019,847
Property, plant, and equipment - net	12	3,460,493,797	2,465,870,382	1,630,476,101
Other non-current assets	13	13,562,336	14,005,867	13,652,487
		3,646,232,942	2,598,562,171	1,725,325,000
TOTAL ASSETS		6,513,800,810	4,729,523,155	3,382,946,028
LIABILITIES AND EQUITY				
Current liabilities				
Financial liabilities	14	1,026,825,536	930,881,216	795,514,195
Inter-agency payables	15	854,289,585	821,564,285	848,224,729
Trust liabilities	16	262,688,061	251,052,270	174,738,568
Deferred credits/unearned income	17	2,945,942,084	1,578,010,960	640,096,991
Provisions and other payables	18	107,573,667	95,767,273	97,352,155
		5,197,318,933	3,677,276,004	2,555,928,638
EQUITY				
Government equity	19.1	495,157,212	495,157,212	495,157,212
Retained earnings/(deficit)	19.2	821,376,996	557,128,422	331,952,592
Revaluation surplus	19.3	(52,331)	(38,483)	(90,414)
		1,316,481,877	1,052,247,151	827,019,390
TOTAL LIABILITIES AND EQUITY		6,513,800,810	4,729,523,155	3,382,946,028

The Notes on pages 11 to 73 form part of these financial statements.

PHILIPPINE FISHERIES DEVELOPMENT AUTHORITY STATEMENTS OF COMPREHENSIVE INCOME For the Years Ended December 31, 2021 and 2020 (In Philippine Peso)

	Note	2021	2020 As restated
REVENUE			
Service and business income	20.1	827,649,661	830,877,824
Gain on foreign exchange	20.2	302,259	-
Other non-operating income	20.3	2,106,574	706,277
		830,058,494	831,584,101
EXPENSES			
Personnel services	21.1	293,670,470	281,929,477
Maintenance and other operating expenses	21.2	296,650,343	289,777,237
Financial expenses	21.3	6,904,934	12,455,607
Non-cash expenses	21.4	55,261,003	67,368,288
		652,486,750	651,530,609
PROFIT BEFORE TAX		177,571,744	180,053,492
Income tax expense		45,288,838	51,648,106
PROFIT AFTER TAX		132,282,906	128,405,386
Net subsidy	22	157,716,703	158,496,886
NET INCOME AFTER TAX		289,999,609	286,902,272
OTHER COMPREHENSIVE INCOME			
Changes in fair value of investment	19.3	(13,848)	51,931
TOTAL COMPREHENSIVE INCOME		289,985,761	286,954,203

The Notes on pages 11 to 73 form part of these financial statements.

2021 PFDA

AUDITED FINANCIAL STATEMENT

PHILIPPINE FISHERIES DEVELOPMENT AUTHORITY STATEMENTS OF CHANGES IN EQUITY For the Years Ended December 31, 2021 and 2020 (In Philippine Peso)

	Government equity (Note 19.1)	Retained earnings/ (deficit) (Note 19.2)	Revaluation surplus (Note 19.3)	Total
Balance at January 1, 2020	1,642,826,876	(140,070,365)	(90,414)	1,502,666,097
Prior period adjustments	(1,147,669,664)	472,022,957	-	(675,646,707)
Restated balance at January 1, 2020	495,157,212	331,952,592	(90,414)	827,019,390
Changes in equity for 2020				
Add/(deduct):				
Total comprehensive income for the year	-	286,902,272	51,931	286,954,203
Dividends remitted to the national government	-	(62,899,375)	-	(62,899,375)
Prior period adjustments	-	4,333,790	-	4,333,790
Other adjustments	-	(3,160,856)	-	(3,160,856)
Restated balance at December 31, 2020	495,157,212	557,128,423	(38,483)	1,052,247,152
Changes in equity for 2021				
Add/(deduct):				
Total comprehensive income for the year	-	289,999,609	(13,848)	289,985,761
Dividends remitted to the national government	-	(77,855,822)	-	(77,855,822)
Prior period adjustments	-	54,185,839	-	54,185,839
Other adjustments	-	(2,081,052)	-	(2,081,052)
Balance at December 31, 2021	495,157,212	821,376,997	(52,331)	1,316,481,878

The Notes on pages 11 to 73 form part of these financial statements.

PHILIPPINE FISHERIES DEVELOPMENT AUTHORITY STATEMENTS OF CASH FLOWS For the Years Ended December 31, 2021 and 2020 (In Philippine Peso)

	Note	2021	2020
CASH FLOWS FROM OPERATING ACTIVITIES			
Cash inflows			
Receipt of assistance/subsidy		1,508,373,960	1,170,436,041
Collection of income/revenue		788,286,328	761,895,011
Trust receipts		91,103,171	90,333,272
Collection of receivables		33,077,960	46,327,893
Other receipts		300,757	3,076,184
		2,421,142,176	2,072,068,401
Cash outflows			
Payment of expenses		(491,830,273)	(542,627,470)
Payment of income tax payable		(23,571,556)	(23,650,183)
Remittance of personnel benefit contributions and mandatory deductions		(19,427,704)	(37,402,008)
Purchase of inventories		(807,651)	(906,151)
Grant for cash advances		-	(50,000)
Prepayments		-	(67,550)
Other disbursements		(1,195,382)	(307,012)
		(536,832,566)	(605,010,374)
NET CASH PROVIDED BY OPERATING ACTIVITIES		1,884,309,610	1,467,058,027
CASH FLOWS FROM INVESTING ACTIVITIES			
Cash inflows			
Proceeds from matured investments		75,000,000	-
Receipt of interest earned		2,888,946	6,234,930
Proceeds from sale/disposal of property, plant and equipment		530,115	214,522
Total cash inflows		78,419,061	6,449,452
Adjustment		-	(858,047)
Adjusted cash inflows		78,419,061	5,591,405
Cash outflows			
Purchase/construction of property, plant and equipment		(1,786,386,325)	(1,168,305,942)
Purchase of investments		(75,000,000)	-
Total cash outflows		(1,861,386,325)	(1,168,305,942)
Adjustment		-	(129,790,944)
Adjusted cash outflows		(1,861,386,325)	(1,298,096,886)
NET CASH USED IN INVESTING ACTIVITIES		(1,782,967,264)	(1,292,505,481)
CASH FLOWS FROM FINANCING ACTIVITIES			
Cash outflows			
Payment of cash dividends		(77,855,822)	(62,899,375)
NET CASH USED IN FINANCING ACTIVITIES		(77,855,822)	(62,899,375)
INCREASE IN CASH AND CASH EQUIVALENTS		23,486,525	111,653,171
Effects of exchange rate changes on cash and cash equivalents		302,259	(231,963)
Cash and cash equivalents, January 1		1,388,384,101	1,276,962,893
CASH AND CASH EQUIVALENTS, DECEMBER 31	5	1,412,172,885	1,388,384,101

The Notes on pages 11 to 73 form part of these financial statements.

PFDA WHISTLEBLOWING POLICY

PFDA is committed to uphold the highest ethical standards in public service. Its officials and employees shall at all times be accountable to the people and shall discharge their duties with utmost responsibility, integrity, competence and loyalty.

Coverage	Definition of Terms
<p>These guidelines shall cover all PFDA officials and employees.</p> <p>Disclosures from non-PFDA employees shall be dealt in accordance with pertinent existing laws, rules and regulations on whistleblowing/ reporting issued by competent authorities.</p>	<p>Whistleblowing is the disclosure of and/or giving of evidence to information that a whistleblower reasonably believes constitutes graft and corrupt practices or any illegal doings.</p> <p>Protected Disclosure refers to the deliberate and voluntary disclosure by an official or employee who has relevant information of an actual, suspected or anticipated wrongdoing.</p> <p>A Whistleblower refers to any PFDA employee or group of employees who makes protected disclosures.</p> <p>Retaliatory Action pertains to negative or obstructive responses or reactions to a disclosure of misconduct or wrongdoing taken against the whistleblower and/or those officials and employees supporting him/her.</p>

It shall be the duty of all PFDA officials or employees who witness or become aware of any attempted, ongoing or consummated act of graft and corrupt practices involving any PFDA official or employee to report the same at the earliest possible time to:

- The General Manager or his duly authorized representative
- To the Chairman of the Board of Directors, if the official involved is the General Manager



SCAN the QR Code to access the full copy of **PFDA's Whistleblowing Policy** or VISIT: www.bit.ly/PFDAWhistleblowingPolicy

Rights of a Whistleblower	Protection of Witnesses
<ul style="list-style-type: none">• No administrative action shall be entertained or pursued by the Agency against any PFDA official or employee who make disclosures or reports deemed protected under these Office Order.• A whistleblower shall be protected from retaliatory actions.• A whistleblower that has an obligation by way of oath, rule or practice to maintain confidentiality of information shall not be liable for the breach of confidentiality if he/she makes a protected disclosure of such information.• Any official or employee who refuses to follow orders to perform an act that would constitute a violation of this provision shall likewise be protected from retaliatory actions.• At all times during and after the protected disclosure, and throughout and after any proceeding taken thereon, the whistleblower is entitled to confidentiality as to: his/her identity; and the subject matter of his/her disclosure.	<p>Any official or employee who testifies in any proceeding arising from a protected disclosure shall have the same rights as that of the whistleblower.</p>
	Assistance to the Whistleblower
	<p>PFDA shall grant legal assistance to the whistleblower if the need arises and in cases of grave threats to life and/or safety, appropriate action shall be taken for the protection and support of the whistleblower.</p>

Protected Disclosure
<p>The whistleblower shall be entitled to protection and assistance under this Office Order after the investigation conducted showed valid basis and provided that all the following requisites are fulfilled:</p> <ul style="list-style-type: none">• The whistleblower has personal knowledge of facts and information covered by the disclosure;• The disclosure is made voluntarily, in writing and under oath;• The disclosure pertains to a matter not yet the subject of a complaint already filed with, or investigated by concerned Department/Unit of PFDA unless the disclosure is necessary for the effective and successful prosecution, or necessary for the effective and successful prosecution, or would constitute a material evidence not yet in the possession of the Agency;• The whistleblower formally undertakes to assist and participate in proceedings commenced in connection with the subject matter of the disclosure;• The information given by the whistleblower contains sufficient particulars and, he/she submits or undertakes to submit material evidence that may be in his/her possession.


Unprotected Disclosure
<p>The following shall not be deemed protected disclosure under this Office Order:</p> <ul style="list-style-type: none">• Disclosure concerning merits of office policies;• Absolutely false and misleading disclosures;• Disclosures that are later retracted by the whistleblower for any reason.• Disclosures which later appear to be absolutely groundless or without basis.• Disclosures made by an official or employee in connection with a matter subject of his official investigation; and• An official or employee who makes a disclosure deemed unprotected shall not enjoy any immunity, or other right or privilege accorded under this Office Order.

Sanctions	<ul style="list-style-type: none">• Any official or employee who violates the protection of confidentiality of a protected disclosure shall be subjected to disciplinary and/or criminal action as may be warranted by pertinent laws, rules and regulations.• Any official or employee, who does, causes or encourages retaliatory actions as defined herein against the whistleblower shall be subjected to administrative, civil and/or criminal proceedings.• False, misleading and malicious disclosures shall be sufficient ground for the termination of the protection or assistance to whistleblowers under this Office Order including the termination of their immunity from administrative cases, civil and/or criminal actions as may be appropriate.• Any official or employee under obligation to report a disclosure under this Office Order, or who fails to act thereon or cause an investigation thereof, shall be liable for disciplinary action.• Any official or employee who, with malice or bad faith, makes a false disclosure may be subject to administrative, civil and/or criminal actions, as may be warranted.
-----------	---

Procedure for Protected Disclosure
<p>Immediately upon receipt of the disclosure, the General Manager, or the official he may designate, shall:</p> <div><div>1</div><div>Evaluate the disclosure if the same qualifies as protected disclosure under this Office Order within a period of FIFTEEN WORKING DAYS from receipt thereof;</div></div> <div><div>2</div><div>Conduct appropriate actions in accordance with applicable laws, rules and regulations, should the report qualifies as protected disclosure;</div></div> <div><div>3</div><div>Ensure that the whistleblower's report and other related documents are at all times placed in a folder labeled "CONFIDENTIAL" and properly kept in a locked drawer or cabinet for the safety of the documents;</div></div> <div><div>4</div><div>Ensure that all the rights of a whistleblower contained herein are accorded to him/her, should the report qualifies as protected</div></div>

Disclosure Made by a Party to an Act Being Reported
<p>A disclosure made by an officer or employee who is a party to the act being reported may be deemed protected disclosure and maybe entitled to all the rights provided herein, subject to the following:</p> <div><div>a) The whistleblower complies with the conditions set herein;</div><div>b) The whistleblower should not appear to be most guilty;</div><div>c) The whistleblower testifies in accordance with his/her disclosure;</div><div>d) The disclosure is necessary for the proper prosecution of the act.</div></div>

STATEMENT OF MANAGEMENT’S RESPONSIBILITY FOR FINANCIAL STATEMENTS



Republic of the Philippines
Department of Agriculture
PHILIPPINE FISHERIES DEVELOPMENT AUTHORITY

TRACEABILITY CODE:Page 1 of 1

**STATEMENT OF MANAGEMENT’S RESPONSIBILITY
FOR THE FINANCIAL STATEMENTS**


The Management of the Philippine Fisheries Development Authority (PFDA) is responsible for the preparation and fair presentation of the financial statements, including the schedules attached therein, for the years ended December 31, 2021 and 2020, in accordance with the prescribed financial reporting framework indicated therein, and for such internal control as management determines is necessary to enable the preparation of financial statements that are free from material misstatement, whether due to fraud or error.

In preparing the financial statements, Management is responsible for assessing the PFDA’s ability to continue as a going concern, disclosing, as applicable, matters related to going concern and using the going concern basis of accounting unless management either intends to liquidate the PFDA or to cease operations, or has no realistic alternative to do so.


The Board of Directors is responsible for overseeing the PFDA’s financial reporting process.

The Board of Directors reviews and approves the financial statements, including the schedules attached therein, and submits the same to the stakeholders.


The Commission on Audit, through its authorized representative, has examined the financial statements of the PFDA pursuant to Section 2, Article IX-D of the Philippine Constitution and Section 28 of the Presidential Decree No. 1445, otherwise known as the Government Auditing Code of the Philippines. The Audit was conducted in accordance with the International Standards of Supreme Audit Institutions and the auditor, in its report to the Board of Directors, has expressed its opinion on the fairness of presentation upon completion of such audit.




CHERYL MARIE NATIVIDAD-CABALLERO
Undersecretary for Agri-Industrialization and for Fisheries
(Representing DA Sec. William D. Dar, Ph.D.)
Chairman of the Board of Directors




ATTY. GLEN A. PANGAPALAN
General Manager




JOSE A. RUIZ, JR.
Manager, Finance Services Department
Signed this 24th day of June 2022



Management System
ISO 9001:2015



PCA Annex Building
Elliptical Road Diliman, Q.C.
Telefax. No. 8925-6141
www.pfda.gov.ph



A food-secure Philippines
with prosperous farmers and fisherfolk





Department of Agriculture
PHILIPPINE FISHERIES DEVELOPMENT AUTHORITY

PHILIPPINE FISHERIES DEVELOPMENT AUTHORITY CENTRAL OFFICE

PCA Annex Building I, PCA Compound
Elliptical Road, Diliman, Quezon City 1101
Tel. Nos. 8925-6141 / 8925-6138

REGIONAL FISH PORTS:

PFDA - Navotas Fish Port Complex, North Bay Blvd., Navotas City; 8281-2137/8283-1180; opm_nfpc@pfda.gov.ph
PFDA - General Santos Fish Port Complex, Brgy. Tumbler, General Santos City, South Cotabato; (083) 552-08-35; opm_gsfpc@pfda.gov.ph
PFDA - Davao Fish Port Complex, Toril District, Davao City, Davao del Sur; (082) 291-09-31 / (082) 291-07-52 loc. 102; opm_dfpc@pfda.gov.ph
PFDA - Zamboanga Fish Port Complex, Sangali, Zamboanga City, Zamboanga del Sur; (062) 955-07-50; opm_zfpc@pfda.gov.ph
PFDA - Iloilo Fish Port Complex, Tanza, Iloilo City, Iloilo; (033) 335-01-54 / (033) 335-12-42; opm_ifpc@pfda.gov.ph
PFDA - Lucena Fish Port Complex, Dalahican, Lucena City, Quezon; (042) 660-42-13 / (042) 797-25-31; asfd_lfpc@pfda.gov.ph
PFDA - Camaligan Fish Port, Dugcal, Camaligan, Camarines Sur; (054) 225-41-62; opm_cfp@pfda.gov.ph
PFDA - Sual Fish Port, Poblacion, Sual, Pangasinan; (075) 532-11-12; opm_sfp@pfda.gov.ph
PFDA - Bulan Fish Port Complex, Pier 2, Zone 4, Bulan, Sorsogon; (056) 555-22-01 / 0908-627-98-88; opm_bfpc@pfda.gov.ph



[officialpfda](https://www.facebook.com/officialpfda)



www.pfda.gov.ph



pid@pfda.gov.ph